


2014 BARNESVILLE



TROJAN FOOTBALL



Season Record 6-4, 4-3 HOL Conference

2014 Barnesville Trojan Award Winners

Practice Player of the YearJimmy Kletsch
Trojan PrideBen Randklev, Aaron Carlson, Maverick Janssen
Most Improved Football PlayerOwen Jerald
Rookie of the Year Award.....Kieran Johnson and Ben Sauve
Most Valuable Offensive LinemanMyles Duval
Most Valuable Offensive Back.....Connor Meyer
Most Valuable Defensive Lineman.....Dana Berg
Most Valuable LinebackerEthan Ishaug
Most Valuable Defensive BackNick Randklev
Most Valuable Special Teams.....Alex Settelmeyer
Most Valuable Offensive PlayerEthan Ishaug
Most Valuable Defensive Player.....Ethan Ishaug
Most Valuable Player Ethan Ishaug
9th Grade Ironman ChampionBrady Tweeton
10th Grade Ironman Champion..... Joey Roste
11th Grade Ironman Champion.....Josh Tweeton
12th Grade Ironman Champion.....Rylee Anderson
Overall Ironman ChampionJosh Tweeton with 146 points

Heart of Lakes All Conference

Ethan Ishaug, Rylee Anderson, Dana Berg, Kieran Johnson

Honorable Mention All Conference

Alex Settelmeyer, Myles Duval

All Section 8AA Team

Connor Meyer, Nick Randklev, Ethan Ishaug

Name: Rylee Anderson

Parents: Charles and Tammy Anderson

Positions played: Fullback, Running back and Defensive Back

of years Lettered: 4

Favorite Football Memory: Settelmeyers 2 point conversion in the Hawley game

Person I admire the most and why: My dad, he has been there supporting me throughout my entire football career helping me grow and get better along the way. He is always there for me and has helped me become the person I am today.

Favorite Quote: When you go the extra mile, it is never crowded

Something I have taken from being a part of the BHS football team: Hard work pays off and always do the right thing, no matter what!

What will you miss next year: Being a Barnesville Trojan and being a member of the Trojan family. Playing underneath those Friday night lights with my brothers.

HONORS: Ironman Champion 9-12th grade, HOL All –Conference 2014, Captain

Defensive Career Stats:

Solo Tackles +3	Assisted Tackles +1	Tackle for Loss +2	Tipped Pass +1	Fumble Caused +4	Fumble Recovery +3	INT +5	Sack +4	Blocked Kick +5	Tackle on Kick +3	Total Points
30	62	6	1	0	0	2	0	0	27	256

Offensive Career Stats: 148 Rushes for 958 yards(6.47 yard avg), 1 fumble, 7 rushing TD's, 1 2 point conversion scored. 4 receptions for 105 yards and 1 TD scored. 1 interception for touchdown in 2014



Name: Jordan Bang

Parents: Corey and Micki Bang

Positions played: Tightend

of years Lettered: 3

Favorite Football Memory: when we took down the dad's on king of the raft

Person I admire the most and why: my dad because he is always there for me giving me advice and just someone to talk to

Favorite Quote: it's not how hard you can hit. It's how hard you can get hit and keep moving forward.

Something I have taken from being a part of the BHS football team: that being a part of a sport isn't just a team it's a family

What will you miss next year: not being able to go on the retreat every year and sleeping in a five person tent with eight people.


HONORS:

Defensive Career Stats:

Solo Tackles +3	Assisted Tackles +1	Tackle for Loss +2	Tipped Pass +1	Fumble Caused +4	Fumble Recovery +3	INT +5	Sack +4	Blocked Kick +5	Tackle on Kick +3	Total Points
	3		1							8

Offensive Career Stats:

8 receptions for 193 yards, 3 TD's, 3 kickoff returns for 40 yards



Name: Dana Berg

Parents: Tom and Jennifer Berg

Positions Played: Defensive End, Tight End, Guard, Defensive Line

Number of times lettered: 3 times

Favorite Football Memory: Coming back out for football my senior year and everyone's reaction

Person I admire the most and why: Ben Randklev, he's someone everyone can look up to

Favorite Quote: "People will forget what you did. People will forget what you said. But people will never forget how you made them feel." Maya Angelou

Something I have taken from being a part of the BHS football team: Don't take football for granted, the practices may suck, the early film may not be fun but I'd do anything just for one more week of high school football.


What will you miss next year: I'll miss putting the pads on, the Friday night lights, and the team bonding.

HONORS: HOL All Conference 2014, Most valuable defensive lineman team 2014

Defensive Career Stats:

Solo Tackles +3	Assisted Tackles +1	Tackle for Loss +2	Tipped Pass +1	Fumble Caused +4	Fumble Recovery +3	INT +5	Sack +4	Blocked Kick +5	Tackle on Kick +3	Total Points
31	58	14	0	2	0	0	2	2	12	241

Offensive Career Stats: 5 receptions for 91 yards, 1 kickoff return for 3 yards



Name: Aaron Carlson

Parents: Duane and Robyn Morey

Positions Played: Offensive Tackle and Defensive Tackle

Number of times lettered: 2

Favorite Football Memory: Final snap against Crookston

Person I admire the most and why: Themistocles, the man most instrumental in the salvation of Greece, amazing general, strategist and politician.

Favorite Quote: "Success is not for the weak and uncommitted"

Something I have taken from being a part of the BHS football team: Discipline is momentous

What will you miss next year: Those Friday night lights

HONORS: Trojan Pride 2014

Defensive Career Stats:

Solo Tackles +3	Assisted Tackles +1	Tackle for Loss +2	Tipped Pass +1	Fumble Caused +4	Fumble Recovery +3	INT +5	Sack +4	Blocked Kick +5	Tackle on Kick +3	Total Points
	1	1								3

Offensive Career Stats:



Name: Isaac Dent

Parents: Tim Dent and Karie Dent

Positions Played: Defensive Back and Fullback

Number of times lettered: 3

Favorite Football Memory: Alex Settlemeyer running in the 2 point conversion

Person I admire the most and why: My mom, always pushing me to do better and taught me everything I need to know to be successful in life.

Favorite Quote: "If you think you can or you think you can't, you are always right"

Something I have taken from being a part of the BHS football team: Hard work and discipline

What will you miss next year: Being around a great group of friends every day after school.

HONORS:

Defensive Career Stats:

Solo Tackles +3	Assisted Tackles +1	Tackle for Loss +2	Tipped Pass +1	Fumble Caused +4	Fumble Recovery +3	INT +5	Sack +4	Blocked Kick +5	Tackle on Kick +3	Total Points
3	1									10

Offensive Career Stats: 2 carries for 9 yards



Name: Myles Duval

Parents: Susie and Duane Duval

Positions Played: Guard and Center, Defensive Tackle

Number of years lettered: 3

Favorite Football Memory: Settelmeyer's touchdown last Hawley game People I admire the most: past upperclassmen that motivated me to work my hardest

Favorite quote: "Self praise is for losers. Be a winner. Stand for something. Always have class, and be humble."-John Madden

Something that I've learned: Sometimes to achieve greatness for the team, you have to sacrifice a big play to someone else and just do your job assigned to you

What I'll miss next year: the brotherhood and the relationship with the team

HONORS: HOL All Conference Honorable Mention 2014, Most Valuable Offensive Lineman 2014 team

Defensive Career Stats:

Solo Tackles +3	Assisted Tackles +1	Tackle for Loss +2	Tipped Pass +1	Fumble Caused +4	Fumble Recovery +3	INT +5	Sack +4	Blocked Kick +5	Tackle on Kick +3	Total Points
	1									1

Offensive Career Stats:



Name: Maverick Janssen

Parents: Dave and Carol Janssen

Positions played: Offensive line and defensive line

of years Lettered: 3

Favorite Football Memory: When we beat Breckinridge

Person I admire the most and why: My parents because they have always helped me and always supported me.

Favorite Quote: "Don't be good, be great" Phil Trowbridge

Something I have taken from being a part of the BHS football team: That people in your family don't just have to be blood it's your friends too

What will you miss next year: The home games

HONORS: Trojan Pride 2014

Defensive Career Stats:

Solo Tackles +3	Assisted Tackles +1	Tackle for Loss +2	Tipped Pass +1	Fumble Caused +4	Fumble Recovery +3	INT +5	Sack +4	Blocked Kick +5	Tackle on Kick +3	Total Points
	2			1						6

Offensive Career Stats:



Name: Lynn LeNoue

Parents: Ruth LeNoue, Craig and Shari LeNoue

Positions Played: Kicker, tight end and defensive end

Number of years lettered: 2

Favorite Football Memory: Completing an onside kick vs Hawley

Favorite quote: Ben Randklev, he always had his head held high even though he couldn't play because of a knee injury

Something that I've learned: Make every moment count in only comes around once

What I'll miss next year: Being part of the football family, going against the starters on scout team and especially the glory days of running for the first two weeks

HONORS:

Defensive Career Stats:

Solo Tackles +3	Assisted Tackles +1	Tackle for Loss +2	Tipped Pass +1	Fumble Caused +4	Fumble Recovery +3	INT +5	Sack +4	Blocked Kick +5	Tackle on Kick +3	Total Points
2	5								1	14

Offensive Career Stats:

1 Kickoff for 15 yards (onside kick vs Hawley, 2014)



Name: Logan Lewis

Parents: Peter and Kari Lewis

Positions played: Running back and Corner/Safety

of years Lettered: 2

Favorite Football Memory: The first time having your name announced for starting lineups

Person I admire the most and why: My dad because of his work ethic

Favorite Quote: Hard work pays off - hard work beats talent any day, but if you're talented and work hard, it's hard to be beat. Robert Griffin III

What will you miss next year: Not being to take the field next and play football. Just the adrenaline rush of the opening play.

HONORS:

Defensive Career Stats:

Solo Tackles +3	Assisted Tackles +1	Tackle for Loss +2	Tipped Pass +1	Fumble Caused +4	Fumble Recovery +3	INT +5	Sack +4	Blocked Kick +5	Tackle on Kick +3	Total Points
12	13	1	3	1	0	2	0	1	3	82

Offensive Career Stats: 4 Carries for 25 yards, 1 Punt return for 20 yards



Name: Aaron Nelson

Parents: Bob and Deb Fettig and Keith Nelson

Positions played: RB and DB

of years Lettered: 3

Favorite Football Memory: playing JV against LPA, getting 2 interceptions, a fumble recovery, 5 tackles and a 35 yard run

Person I admire the most and why: My grandpa because he has taught me a lot of things

Favorite Quote: Be who you are and say what you feel, because those who mind don't matter, and those who matter don't mind

Something I have taken from being a part of the BHS football team: Understanding more about how to be a leader

What will you miss next year: the football retreat and team bonding activities.

HONORS:

Defensive Career Stats:

Solo Tackles +3	Assisted Tackles +1	Tackle for Loss +2	Tipped Pass +1	Fumble Caused +4	Fumble Recovery +3	INT +5	Sack +4	Blocked Kick +5	Tackle on Kick +3	Total Points
3	5								6	32

Offensive Career Stats: 1 carry for 1 yard



Name: Ben Randklev

Parents: Gary and Jolene Randklev

Positions played: Guard/LB and underpaid assistant coach

of years Lettered: 4

Favorite Football Memory: The seniors who decided to come out this year and the difference that they all made on the team

Person I admire the most and why: Coach McCarty – he's always been a great coach and even better person

Favorite Quote: "Impossible is an opinion, not a fact"

Something I have taken from being a part of the BHS football team: The value of always being accountable and doing the right thing


What will you miss next year: Being part of the team

HONORS: All Section 8AA 2013, Most Valuable Offensive Lineman 2013 Prairie Conference, All Conference 2013 Prairie Conf, Rookie of the Year 2012, Trojan Pride 2014, Captain.

Defensive Career Stats:

Solo Tackles +3	Assisted Tackles +1	Tackle for Loss +2	Tipped Pass +1	Fumble Caused +4	Fumble Recovery +3	INT +5	Sack +4	Blocked Kick +5	Tackle on Kick +3	Total Points
28	94	14	1	3	1	1	2	0	7	256

Offensive Career Stats: 1 carry for 6 yards, 1 interception return for TD 2013



Name: Nick Randklev

Parents: Gary and Jolene Randklev

Positions played: Running Back and Defensive Back, punt and kick returner

of years Lettered: 3

Favorite Football Memory: Running hills and all the team bonding with my teammates

Person I admire the most and why: My dad, he got me started in sports and without him I wouldn't be where I am today.

Favorite Quote: "The lion does not concern himself with the opinion of the sheep"

Something I have taken from being a part of the BHS football team: How to work hard, overcoming pain, and to be a better man.

What will you miss next year: Playing and team bonding

HONORS: All Section 8AA 2014, Most Valuable Defensive Back 2014, Captain

Defensive Career Stats:

Solo Tackles +3	Assisted Tackles +1	Tackle for Loss +2	Tipped Pass +1	Fumble Caused +4	Fumble Recovery +3	INT +5	Sack +4	Blocked Kick +5	Tackle on Kick +3	Total Points
20	50	2	1	.5	1	2	1	0	11	167

Offensive Career Stats: 93 carries for 636 yards (6.84 yard avg) , 8 rushing TD's scored, 1 fumble. 16 receptions for 112 yards and 3 touchdowns. 12 Kickoff returns for 202 yards and 5 punt returns for 39 yards.



Name: Ben Sauve

Parents: Gail and Randy

Positions Played: Running back and Defensive back

Number of year lettered: 1 year lettered

Favorite Football Memory: Joining the team was one of the best decisions of my life. Being a part of the team and being with the guys are memories I will never forget.

Person I admire the most and why: My mom and dad. They support me on any decision of mine and are always there for me.

Favorite Quote: In the middle of difficulty lies opportunity

Something I have taken from being a part of the BHS football team: In life you have to work with other people and work together. If one person is selfish it hurts the whole team. Don't be selfish and take things for granted.

What will you miss next year: I will miss everything about it. The group of guys I played with I will never forget. Being a part of the team gives you memories and teaches you about life. Working together and doing things for others. Another thing I will miss is the coaches. That's one thing about the coaching staff, if you had a problem or needed to talk to someone I felt comfortable going to the coaches.

HONORS: Co-Rookie of the year 2014

Defensive Career Stats:

Solo Tackles +3	Assisted Tackles +1	Tackle for Loss +2	Tipped Pass +1	Fumble Caused +4	Fumble Recovery +3	INT +5	Sack +4	Blocked Kick +5	Tackle on Kick +3	Total Points
10	21	1	2	0	0	2	0	0	2	71

Offensive Career Stats: 31 rushes for 238 yards and 2 rushing TD's. 6 receptions for 118 yards with 1 TD. 1 interception return for TD in 2014, 1 2 point conversion scored.



Name: Graham Sauve

Parents: Randy & Gail Sauve

Positions Played: Running back and Defensive Back

Years Lettered: 1

Favorite Football Memory Coming close together with the team, and all the friendships.

Person I admire the most and why: My Grandpa John. He is a great role model, and I respect him very much.

Favorite Quote: Winning isn't everything, but the will to win is everything. -Vince Lombardi

Something I have taken from being a part of the BHS football team: Working hard for something makes the results that much better. Don't take anything for granted because time flies.

What will you miss next year: I'll miss being with all the guys next year.

HONORS:

Defensive Career Stats:

Solo Tackles +3	Assisted Tackles +1	Tackle for Loss +2	Tipped Pass +1	Fumble Caused +4	Fumble Recovery +3	INT +5	Sack +4	Blocked Kick +5	Tackle on Kick +3	Total Points
6	6		1						2	31

Offensive Career Stats: 3 rushes for 6 yards



Name: Tyler Schenck

Parents: Tammy Schenck

Positions played: RB,CB,TE,DE

of years Lettered: 1

Favorite Football Memory: Alex Settelmeyer's two point conversion, and Lynn Lenoue's onside kick

Person I admire the most and why: My mom, she's been through a lot and still puts others before herself and is a great person

Favorite Quote: Yesterday's home runs won't win you today's game

Something I have taken from being a part of the BHS football team: You have to work together to be good. Be a team and you'll be great as long as you try your hardest.

What will you miss next year: Being a part of the team. Bonding with the team and just playing football with my friends.

HONORS:

Defensive Career Stats:

Solo Tackles +3	Assisted Tackles +1	Tackle for Loss +2	Tipped Pass +1	Fumble Caused +4	Fumble Recovery +3	INT +5	Sack +4	Blocked Kick +5	Tackle on Kick +3	Total Points

Offensive Career Stats: 1 reception for 10 yards



Name: Alexander Owen Settelmeyer

Parents: Inez & Greg Settelmeyer

Positions Played: Kicker, OT, and DT

of years lettered: 3 years lettered

Favorite Football Memory: Receiving a direct snap to me and plowing threw like 3 guys to get the extra 2 points

Person I admire the most and why: I admire all of the teaching staff because they have put with a lot in all of the years they have taught and still give all they can to the students.

Favorite Quote: It's hard to beat a person who never gives up. -babe Ruth.

Something I have taken from being a part of the BHS football team: I have taken the ethics of working for your family through anything even when it gets tough, no matter what keep fighting for your team mates.

What will you miss next year: I'm going to miss the bonding with all of the underclass men and keeping the chemistry solid with the team... I'm defiantly going to be watching a lot of games in the next years.

HONORS: HOL Honorable Mention All Conference 2014, Special Teams player of the year 2014

Defensive Career Stats:

Solo Tackles +3	Assisted Tackles +1	Tackle for Loss +2	Tipped Pass +1	Fumble Caused +4	Fumble Recovery +3	INT +5	Sack +4	Blocked Kick +5	Tackle on Kick +3	Total Points
12	27	14	0	0	1	0	1	0	6	116

Offensive Career Stats: 1- 2 point conversion scored, 45 extra points made out of 59 attempted (76%), 3 out of 6 field goals made, 135 kickoffs attempted for 6,361 yards for a 47 yard average.



Name: Avery Biewer

Parents: Sharon and Gary Biewer

Position: Stat girl

Number of years lettered: 2

Favorite football memories: Van rides with Trow

Person I admire and why: Joe O'keefe because he is always there to help others.

Favorite Quote: "I've missed over 9000 shots in my career. I've lost almost 300 games. 26 times, I've been trusted to take the game winning shot and missed. I've failed over and over and over again in my life. And that's why I succeed." -Michael Jordan

Something I have taken from being a part of the BHS football team: How everyone no matter who you are can all come together and succeed.

What will you miss next year I will definitely miss being down on the sideline every game.



Name: Emily Mahrer

Parents: Michelle Mahrer, Jason Mahrer

Positions played: Cheerleader

of years Lettered: 4

Favorite cheerleading Memory: When we went to Warroad and spent four hours together in a van.

Person I admire the most and why: My coach for stepping up and letting us have a cheerleading team.

Favorite Quote: Never regret anything because at one time it was exactly what you wanted.

Something I have taken from being a part of the BHS Cheer team: Learning how to stay together as a team.

What will you miss next year: I'll miss being around all the girls and helping them improve.



Heart O' Lakes Classic Conference Football
2014 All-Conference Team

Hawley "Nuggets"

Ben Ellefson	Sr	TE/LB
Jordan Harms	Sr	QB/FS
Dillon Omberg	Sr	RB/DB
Aaron Regnier	Sr	C/LB
Cody Cook	Sr	OL/DE
Dawson Tusow	Sr	TE/DE

Frazee "Hornets"

Garrett Malstrom	Sr	OL/LB
Roger Thorp	Sr	OL/LB
Hesston Bachmann	Sr	QB/DB
Austin Torma	Sr	FB/LB
Calvin Streeper	Sr	OL/LB

Barnesville "Trojans"

Ethan Ishaug	Jr	QB/LB
Rylee Anderson	Sr	RB/DB
Kieran Johnson	Sr	G/DE
Dana Berg	Sr	E/DE

Breckenridge "Cowboys"

Nathan Blaufuss	Sr	QB/LB
Weston Ronan	Sr	OL/DL
Nathan Lorenz	Sr	TE/DE
Zerek Reiff	Sr	RB/DB

Pelican Rapids "Vikings"

Gauge Lee	Sr	RB/DB
Nick Thompson	Sr	FB/LB
Thomas Brynildson	Sr	OL/DL
Hobet Diaz	Jr	LB/G

Crookston "Pirates"

Ryan Porter	Sr	WR/DB
Cody Weiland	Sr	FB/LB
Mikey Hajostek	Sr	FB/DE

Warroad "Warriors"

Mitchell Roberts	Sr	FB/LB
Lucas Garbe	Jr	OL/DE

Staples-Motley "Cardinals"

Colton Paskewitz	Sr	DL/C
John Lund	Jr	LB/RB

INDIVIDUAL AWARDS

Most Valuable Player

Ben Ellefson - Hawley

Most Valuable Quarterback

Hesston Bachmann - Frazee

Most Valuable Offensive Back

Gauge Lee - Pelican Rapids

Most Valuable Receiver

Ryan Porter - Crookston

Most Valuable Offensive Lineman

Aaron Regnier - Hawley

Co-Most Valuable Defensive Lineman

Cody Cook - Hawley

Roger Thorp - Frazee

Co-Most Valuable Linebacker

Nate Blaufuss - Breckenridge

Garrett Malstrom - Frazee

Coach of the Year

Peder Naatz - Hawley

	Height	Weight	Bench Press 2pts each 5lbs over wgt	Pull ups 1 pt Each	30 Sec Dummy Jumps 1 pt Each	40 yd Dash	400	Total
Anderson, Rylee-2010	5'4	120	130	9	60	5.81	69	83
2011	5'7	135	165	13	59	5.44	65	104
2012	5'7	144	190	17	67	5.18	62	126
2013	5'8	155	200	16	65	5.13	61	124
2014	5'10	160	235	21	66	5.01	60	144
Ang, Jordan 2011	5'7	125	105	4	48	5.5	83	59
2012	5'10	137	135	10	50	4.9	86	73
2013	5'11	150	160	9	58	4.71	70	91
2014	6'2	160	185	13	55	4.69	74	93
Berg, Dana 2011	6'0	180	185	5	53	5.26	67	78
2012	6'1	185	175	6	55	5.53	78	68
2014	6'1	210						
Brenner, Cody , 2012	5'7	151	160	11	62	4.96	75	90
2013	5'7	160	180	17	62	4.81	68	108
Carlson, Aaron 2013	5'9	210	205	3	37	5.55	78	47
2014	5'11	235	305	7				35
Chant, Isaac 2011	6'0	140	120	3	51	5.69	81	60
2012	6'0	142	135	5	56	5.42	70	74
2013	6'1	155	145	5	54	5.44	71	71
2014	6'3	155	175	7	52	5.41	70	80
Chavall, Myles 2011	5'7	170	145	0	46	6	104	48
2012	5'8	173	190	3	54	5.69	94	71
2013	5'9	190	225	5	50	5.5	83	76
2014	5'10	208	255	5	47	5.59	91	76
Crisp, Maverick 2011	5'10	175	105	0	29	6.21	111	29
2012	6'1	201	135	0	22	6.07	145	24
2013	6'3	225	135	0	31	5.89	100	35
2014	6'4	225	150	0	26	5.95	103	29
Crouse, Lynn , 2011	5'10	140	95	0	54	5.81	77	58
2012	5'10	139	115	1	53	5.32	74	63
2014	6	147	130	2	51	5.4	69	67
Crowe, Logan 2011	5'10	135	120	10	52	5.08	66	83
2012	5'10	139	130	8	57	5.03	72	80
2014	6'2	155	155	10	55	4.94	63	90
Dahar, Tate 2011	5'7	175	115	0	43	6.53	107	43
Dalson, Aaron 2011	5'9	120	100	8	54	5.37	74	71
2012	5'10	119	130	11	55	5.29	72	83
2013	5'11	135	155	14	59	5.12	64	103
2014	6'0	138	170	16	54	5.12	64	104
Dandklev, Ben 2011	5'11	165	170	10	47	5.33	70	73
2012	6'0	171	210	12	57	5.23	68	102
2013	6'1	190	245	16	47	5.09	67	105
2014	6'2	205						
Dandklev, Nick 2011	5'10	120	105	7	53	5.37	79	69
2012	5'10	128	115	8	57	5.28	73	77
2013	5'11	145	130	6	61	4.89	67	89
2014	6'1	150	150	9	57	4.87	64	91
Sauve, Ben 2014	6	170						
Sauve, Graham 2011	5'8	120	115	4	54	5.36	83	64
2012	5'9	150	115	5	61	5.63	78	68
2013	5'11	150	155	7	62	5.1	64	93
2014	6	155						
Dehenck, Tyler 2011	5'10	150	110	4	54	5.13	68	76
2014	6'1	155	140	8	54	5	66	83
Dettemeyer, Alex 2011	6'1	270	175	0	34	6.39	104	34
2012	6'3	304	220	0	31	5.96	1.5	34
2013	6'4	305	235	0	32	5.73	94	37
2014	6'4	318	275	0	35	5.78	95	40

	Height	Weight	Bench Press 2pts each 5lbs over wgt	Pull ups 1 pt Each	30 Sec Dummy Jumps 1 pt Each	40 yd Dash	400	Total
Affield, Jared, 2012	5'9	145	115	1	41	5.93	85	42
2013								
2014	6'0	199	150	1	41	5.71	77	47
Anderson, Garrett, 2012	5'8	137	125	5	50	5.49	81	63
2013	5'11	145	135	10	53	5.23	70	78
2014	6'2	158	195	14	53	5.1	75	92
Brown, Louis, 2012	5'11	162	160	11	52	5.28	66	82
2013	5'11	175	210	13	57	5.11	63	107
2014	5'11	177	235	15	58	5.09	65	117
Elliot, Tate, 2012	5'11	180	125	1	33	6.17	90	35
2013	6'2	205	170	1	39	5.88	86	44
2014	6'2	200	185	2	40	5.84	85	46
Enstad, Christian, 2012	5'6	119	85	5	39	6.05	86	46
2013	5'8	135	115	7	41	5.72	79	53
2014	5'11	148	140	3	43	5.64	72	55
Garry, Alex, 2012	5'5	114	110	5	52	5.7	82	62
2013	5'9	140	145	8	53	5.22	71	77
2014	5'11	149	165	8	50	5.26	75	74
Griffin, Cole, 2012	5'11	153	995	1	37	6.07	82	40
2013	6'0	165	120	3	39	5.69	79	48
Haugrud, Brandon, 2012	5'0	92	75	2	34	6.38	88	36
2013	5'1	100	85	2	35	5.78	82	42
2014	5'6	110	105	6	42	5.75	75	53
Ishaug, Ethan 2011	6'0	165	165	10	62	5.3	72	84
2012	6'1	169	185	11	60	5.09	65	99
2013	6'1	185	215	11	58	4.78	65	106
2014	6'2	190	235	11	54	4.94	63	108
Kletsch, Jimmy 2011	5'5	115	105	3	44	5.87	81	51
2012	5'7	130	135	7	53	5.8	71	70
2013	5'10	150	175	4	59	5.34	65	92
2014	6'0	160	205	10	58	5.19	65	106
Mahar, Sawyer, 2012	5'3	135	105	6	40	6.67	95	46
McGough, Ryan 2014								
McIntyre, Alex, 2012	5'3	107	85	9	51	5.67	787	66
2013	5'5	115	125	12	47	5.7	81	68
Meyer, Connor 2011	5'7	125	105	5	55	5.62	70	71
2012	5'8	137	130	6	54	5.29	64	81
2013	5'10	145	150	10	54	5.17	66	86
2014	6'0	163	185	12	57	4.97	66	99
Peppel, Alex, 2012	5'7	142	120	3	31	5.98	84	37
2013	5'7	160	145	4	39	5.65	74	49
2014	5'10	170	170	8	47	5.66	79	61
Rieple, Caleb, 2012	5'7	141	95	1	46	5.44	79	55
Shaid, Jared, 2012	5'9	144	105	3	34	5.63	85	43
2013	6'0	175	130	4	33	5.32	71	50
2014	6'2	176	145	5	41	5.5	68	60
Stage, Joe, 2012	6'0	196	165	1	37	5.63	75	44
2013	6'0	215	225	1	40	5.47	70	58
2014	6'1	228	290	2	46	5.53	74	79
Trowbridge, Andrew, 2012	6'1	180	130	0	36	6.03	93	38
2013	6'1	175	165	2	44	5.44	73	56
2014	6'3	195	220	2	43	5.34	69	70
Tweeton, Josh, 2012	5'7	120	155	19	55	5.24	59	114
2013	5'9	145	165	22	55	4.83	56	118
2014	6'0	147	205	29	58	4.53	55	146

2017

Name	Height	Weight	Bench Press 2pts each 5lbs over wgt	Pull ups 1 pt Each	30 Sec Dummy Jumps 1 pt Each	40 yd Dash	400	Total
Allmaras, Brett, 2013	6'0	160	145	2	46	5.25	69	64
2014	6'3	168	190	14	43	5.34	67	82
Berg, Brady, 2014								
Boyum, Austin, 2013	5'9	135	115	6	39	5.62	79	57
2014	6'1	156	155	7	37	5.58	69	57
Burnside, Chandler, 2013	5'8	185	145	0	43	6.11	93	44
2014	5'11	189	155	1	38	6.03	92	41
Glynn, Austin, 2013	5'7	115	65	0	30	5.87	88	34
2014	5'10	124	120	6	41	5.53	76	54
Hochhalter, Brad, 2013	5'10	125	100	5	42	5.6	79	53
2014	5'10	139	115	4	45	5.6	78	55
Holte, Brandon, 2013	5'4	120	120	5	44	5.85	71	57
2014	5'6	135	155	7	46	5.43	66	78
Ishaug, Blake, 2013	5'10	125	105	6	40	5.89	84	50
2014	6'1	147	140	8	45	6.08	86	53
Jerald, Owen, 2013	5'9	215	190	0	31	5.83	90	35
2014	5'11	240	240	1	43	6	96	46
John, Connor, 2013	5'4	115	115	5	52	5.87	78	61
2014	5'10	135	160	9	57	5.75	75	81
Johnson, Kieran, 2013	5'10	165	165	12	49	5.46	75	69
2014	6'1	195	215	22	46	5.43	82	84
Kadmas, Xavier, 2013								
2014								
Veels, Bryan, 2013	5'9	140	135	17	50	5.26	68	84
2014								
Roste, Joey, 2013	6'1	140	140	7	37	5.27	60	69
2014	6'3	167	205	13	49	5.22	60	101
Streifel, Tyler, 2013	5'2	185	120	0	30	6.33	101	30
Tharaldson, Cole, 2013	5'0	85	85	10	55	5.36	71	78
Vastweet, Andrew, 2013	5'7	120	85	3	44	5.63	72	56
2014	6'0	139	125	10	43	5.4	68	68

2018

Name	Height	Weight	Bench Press 2pts each 5lbs over wgt	Pull ups 1 pt Each	30 Sec Dummy Jumps 1 pt Each	40 yd Dash	400	Total
Aakre, Charlie	5'10	133	125	12	42	5.5	74	61
Bang, Logan	5'5	128	105	2	40	5.81	87	46
Bredman, Matthew	5'8	116	100	10	45	5.4	67	71
Camperude, Gavin	5'11	258	190	0	42	5.84	118	46
Elliot, Tristan	6'0	195	105	0	25	6.65	104	25
Froslic, Ellis	6'0	159	150	10	48	5.31	70	72
Jension, Alex, 2013	5'7	145	115	11	56	5.17	75	78
2014	5'9	156	170	14	58	5.19	64	98
Kletsch, Jonny, 2013	5'4	140	115	0	32	6.03	97	34
2014	5'7	154	145	0	37	6.18	97	38
Mark, Robert	5'3	108	120	15	41	5.5	80	67
Martz, Brady, 2013	5'1	100	95	10	54	5.49	73	74
2014	5'6	119	135	15	58	5.47	70	92
Nosal, Taylor	5'9	115	90	4	49	5.71	73	60
Plath, Jalen	5'8	127	110	4	34	6.15	90	39
Stage, Tyler	6'3	267	135	0	15	7.1	131	15
Stetz, Caleb	5'7	114	115	7	57	5.69	82	69
Trowbridge, Jack	6'0	202	155	0	25	6.5	99	25
Tweeton, Brady, 2013	5'5	110	125	19	60	5.25	63	107
2014	5'8	114	150	24	57	5.81	INJ	99

Trojan Football Returns to Heart O' Lakes Conference

Tracy Hinsz
Sports Writer



The Barnesville Trojans are returning to the conference they roamed for many years as they foray back into the Heart O' Lakes Conference Classic Division for the 2014 season.

Barnesville left the HOL eight years ago and had great success, as they proceeded to win their conference title five out of seven seasons.

With the team entrenched in Class AA football, Barnesville was looking to move back into the HOL Conference to face more competition at that level.

The Trojans football team has gone undefeated the last two seasons, before losing in the Section 8AA Championship game to the Hawley Nuggets both years, while having an undefeated regular season the last five years.

Head Coach Bryan Strand will return to lead Barnesville back into the Heart O' Lakes Conference in 2014.

Strand will enter his 10th year as leader of the Trojans with an overall record of 70-26 to go along with five conference championships.

He will be joined by Phil Trowbridge who is entering his 15th season. Junior varsity coach Aaron Schindler will start year two and freshman coach Nathan Strand begins year number five. George Haj will be a volunteer coach with Matt Askegaard-eighth grade, Scott Amundson-seventh grade and Tracy Hinsz-junior high float coach rounding out the coaching staff for the upcoming season.

The 2013 Trojan football team dominated their opponents in the regular season, but lost some superb talent to graduation.

Leading the pack of the outgoing seniors was All-State running back Michael Strand. Strand set numerous team records for his career

and in 2014, while also tying a state record with nine special team return touchdowns. He was instrumental in the team netting 42 wins with only four losses over the last four years. Strand received a football scholarship from Minnesota State University Moorhead where he will continue his athletic career.

Other key losses to graduation include Kyler Martz, Jonah Kletsch, Josh Smith, Seth Martinson, Matt Holland, Alex Trowbridge, Ryne Kisch, Alec Wheelright, Nathan Dokkebakken, Tyler Nysveen and Jace Nosal. All of these players were a part of the successful run of conference championships and victories. They had outstanding careers and were great role models for future Trojan football players to emulate.

"As a high school football coach, the loss of players to graduation is a reality that we all deal with every year," stated Coach Strand. "With that comes both good and bad. It is very hard to see players leave your program, but it is also exciting to see who will step up and become the next Trojan athlete that helps our team to a victory. Watching players improve from year to year and leave their own legacy is very rewarding to a coach. We have had some great athletes leave our program and go on to participate at the college level in football or other sports, which is a testament to the individual and to our football program here in Barnesville. We are looking to build on this foundation and tradition."

Returning to lead the Trojans onto the field in 2014 are quarterback/linebacker Ethan Ishaug-Jr., running back/cornerback Nick Randklev-Sr., running back/linebacker Connor Meyer-Jr., running back/cornerback Rylee Anderson-Sr., offensive/defensive lineman Myles Duval-Sr. and offensive/defensive lineman/kicker Alex Settelmeyer-Sr.

"Our experience level with players seeing a lot of varsity action is going to be down this season, but our expectations are high for some younger players to take a big step forward helping our program on the field," stated Coach Strand. "Nick

Randklev and Rylee Anderson saw some time at the running back spot on offense, as well as, cornerback on defense and will be expected to take on a bigger role in 2014. Ethan Ishaug will return to quarterback while leading us on the defensive side of the ball at linebacker. Myles Duval and Alex Settelmeyer will anchor our offensive and defensive lines. We have a few open spots up for competition and are excited to see who will take the lead in each of these spots."

Other players hoping to gain playing time this season include seniors, Aaron Nelson, Logan Lewis, Isaac Dent, Jordan Bang, Aaron Carlson and Maverick Janssen. New to the varsity team are Ben Sauve, Graham Sauve, Lynn LeNoue, Dana Berg and Tyler Schenck.

Juniors include Josh Tweeton, Louis Brown, Joe Stage, Brandon Haugrud, Alex Garry, Jimmy Kletsch, Jerad Schaide, Jared Affield, Alex Peppel, Tate Elliot, Andrew Trowbridge, Garrett Anderson, Ryan McGough, Christian Enstad, with sophomores Joey Roste, Brad Hochhalter, Bryan Neels, Brandon Holte, Connor John, Austin Glynn, Blake Ishaug, Austyn Boyum, Brett Allmaras, Chandler Burnside, Brady Berg, Owen Jerald, Kieran Johnson, Xavier Kadmas and Andrew Wastweet are all waiting for their chance to show off their football talents and providing quality depth.

Trojan captains for the 2014 season will be Ben Randklev, Nick Randklev and Ethan Ishaug.

"Our skill position players will bring a different dimension to our team this season," mentioned Strand. "Our size and speed will be different then our past few teams, so we will need to stress the fundamentals at each position in great detail. Hard working teams can win football games and we have had teams that have worked extremely hard over the last five years. We will need to outwork our opponents in the Heart O' Lakes Conference if we want to have a chance to be successful."

Coach Strand continued, "Our captains and returning players have been setting the tone so far in

practice. They know what it takes to be successful and are doing a great job of modeling their work ethic for our younger players. We want to be competitive in each game we play this season and need to build a close knit group to achieve that."

Unfortunately, the Trojans lost one of their leaders during the summer seven on seven football league competition. Offensive guard/linebacker, Ben Randklev tore his ACL for the second time in three seasons. Randklev was expected to anchor the offensive line while leading the defense. He was a great player on both sides of the ball and his loss will be difficult to replace.

The Trojans will move into the Heart O' Lakes Conference Classic division this year battling conference foes Breckenridge, Crookston, Frazee, Hawley, Pelican Rapids, Staples-Motley and Warroad while still competing in Section 8AA.

"We lost another great group of seniors, but they left our program with the framework to a successful team," said Strand. "They worked extremely hard in the offseason speed and strength program and pushed each other to get better. I believe that this group of players has done the exact same thing this summer. They are creating a bond in the weight room and on the

practice field that successful teams need. They are excited to get the season under way and see how they compare with the other teams in our conference and on our schedule. We need to find some leadership from other players that have been waiting in the wings for their chance to play. If we continue to work hard and develop, I expect to be in the hunt for a section title."

Coach Strand feels that Frazee and Hawley are the favorites in the Heart O' Lakes Conference this season with Hawley being the front runner for the Section title.



Members of the Trojan Football team are, left to right, front row - Aaron Carlson, Myles Duval, Lynn LeNoue, Tyler Schenck, Graham Sauve, Jordan Bang, Isaac Dent, Maverick Janssen, Alex Settelmeyer, Dana Berg, Ben Randklev, Logan Lewis, Ben Sauve, Aaron Nelson, Nick Randklev, and Rylee Anderson. Second Row - Manager Ben Penner, Manager Reed Moberg, Manager Ricky Reep, Assistant Coach Aaron Schindler, Assistant Coach Nathan Strand, Head Coach Bryan Strand, Assistant Coach Phil Trowbridge, Assistant Coach George Haj, Statistician Emma Detloff, Statistician Ashley Slininger, Statistician Avery Biewer. Third Row - Joe Stage, Kieran Johnson, Jared Shaide, Brett Almaras, Tyler Stage, Ryan McGough, Joey Roste, Andrew Trowbridge, Tate Elliott, Garrett Anderson, Ethan Ishaug, Austyn Boyum, and Josh Tweeton. Fourth Row - Blake Ishaug, Alex Garry, Bradey Berg, Owen Jerald, Jack Trowbridge, Ellis Frosli, Jimmy Kletsch, Jared Affield, Connor Meyer, Tristan Elliott, Andrew Westweet, Louis Brown, Chandler Burnside, and Bryan Neels. Fifth Row - Brady Tweeton, Taylor Nosal, Xavier Kadrmas, Austin Glynn, Gavin Camperud, Brad Hochhalter, Charlie Aakre, Alex Peppel, Christian Enstad, Connor John, and Alex Jenison. Sixth Row - Brandon Haugrud, Brady Martz, Logan Bang, Matthew Bredman, Jalen Plath, Jonny Kletsch, Caleb Stetz, Brandon Holte, and Robert Mark. Back Row - Cheerleaders are Courtney Erickson, Carolee Berneking, Molly Hansen, Shawna Hynes, Sage Handegaard, Emily Mahrer, and Cheer Coach Desi Erickson.

Trojans Open Season With Victory Over EGF



Brady Berg #61 and Dana Berg #80 show no brotherly love to their opponents on the gridiron. The two brothers combine on a gang tackle to stuff this EGF run.

By: Tracy Hinsz

The Barnesville Trojans opened the 2014 football season with an abundance of curiosity and wonderment from coaches, players and fans. A new conference and the loss to graduation of talented players have put the new look Trojans into a unique situation of wondering where this team will stack up.

East Grand Forks was the opening opponent on their schedule. A team the Trojans knew very little about.

However, Barnesville went back to their successful ways of running the football and playing great defense in defeating the Green Wave by the score of 45-6 to open up their new season.

EGF took the opening kickoff and quickly punted after only three plays.

Barnesville's first offensive series was a great success, taking only three plays to score a touchdown. Nick Randklev took a reverse play 34 yards for the first score of the season. Alex Settelmeier converted the extra point for a 7-0 lead.

The Trojan defense forced another punt on their next series, but were pinned deep inside their own 10 yard line.

Barnesville put together a 94 yard touchdown drive thanks to quarterback, Ethan Ishaug. Ishaug had a 44 yard run to get the ball past midfield and then he finished off the drive with a 17 yard touchdown run. Settelmeier's PAT was good for a 14-0 lead.

Running back Rylee Anderson would score the Trojans third

touchdown of the game with a five yard run on Barnesville's next offensive possession. Settelmeier would convert his third extra point building the Trojans lead to 21-0.

Anderson would make a big play on the defensive side of the ball on the next possession as he intercepted a tipped pass giving Barnesville a short field.

The Trojans used a 10 play drive that was capped off by another Anderson touchdown from one yard out, to go along with, Settelmeier's extra point for a 28-0 lead that would stand heading into halftime.

The second half saw Ethan Ishaug hit tight end, Garrett Anderson on a 39 yard touchdown pass to open the scoring. Settelmeier connected again for a 35-0 lead.

East Grand Forks would respond with their first score of the game hitting on an 83 yard touchdown pass to finally get on the board. The extra point was wide left making the score 35-6.

Ishaug and Anderson would hook up for another Trojan touchdown, as the pass would cover 32 yards for the score. Settelmeyer converted his sixth PAT for a 42-6 lead.

The Trojans inserted their backups into the game for the entire fourth quarter, but the offense kept moving the ball down the field.

The drive would falter inside the 10 yard line, but Settelmeyer would come in to boot a 28 yard field goal for a 45-6 lead which is how the game would end.

"This was a great win against a AAA opponent, the biggest school we have played in many years," said Head Coach Bryan Strand. "We played a great first half, made very few mistakes and did our jobs. We do not have that so called home run hitter this year, so we knew we needed to put together sustained drives. Coach Trowbridge, our new offensive coordinator, did a great job of mixing the pass with the run tonight. We took what the defense gave us and had a great offensive game. Defensively, we were very sound and made numerous plays. It was a great win and now we need to get ready for Crookston."

Ethan Ishaug led the Trojans with 106 yards rushing on 13 carries and one score, while completing five passes in seven attempts for 115 yards and two touchdowns.

Nick Randklev added 78 yards rushing on seven carries and a score, with Rylee Anderson adding 53 yards on 11 carries with two touchdowns.

Garrett Anderson finished with two receptions, both for touchdowns and 71 yards receiving, with Dana Berg (1 rec-25 yards), Jordan Bang (1-10) and Connor Meyer (1-9) each netting a catch in the victory.

Overall the Trojans finished with 437 total yards of offense with 322 yards coming on the ground and 115 yards through the air, to go along with, 19 first downs.

Defensively, the Trojans held East Grand Forks to 172 total yards and only three first downs.

Ishaug led the defense with nine tackles, two tackles for loss, a sack and a fumble recovery, with Dana



Garrett Anderson heads into the end zone. That's a trip he made twice last Friday in the season opener at home under the lights against East Grand Forks.



Ethan Ishaug hands the ball to Rylee Anderson on the way to another Trojan touchdown in the season opener at the Barnesville Athletic Complex.

Berg adding five tackles, two for loss and caused a fumble.

Junny Kletsch finished with three tackles on kicks and two solo tackles, with Nick Randklev adding seven tackles, Kieran Johnson four tackles, one for loss and one tackle on a kick, and Logan Lewis adding three tackles and one tackle on a kick in the victory.

Barnesville opens the season with a record of 1-0 and will travel to Crookston to play their second game on Friday, September 6.

Box Score 1 2 3 4
EGF 0 0 6 0 6
Barnesville 14 14 14 3 45

B BVILLE - Randklev 34 yard run (Settelmeyer kick)

BVILLE - Ishaug 17 yard run (Settelmeyer kick)

BVILLE - R. Anderson 5 yard run (Settelmeyer kick)

BVILLE - R. Anderson 1 yard run (Settelmeyer kick)

BVILLE - G. Anderson from Ishaug 39 yard pass (Settelmeyer kick)

EGF - 83 yard pass (kick failed)

BVILLE - G. Anderson from Ishaug 32 yard pass (Settelmeyer kick)

BVILLE - Settelmeyer 28 yard field goal

Individual Statistics

Rushing:

EGF - NA

BVILLE - R. Anderson 11-53, Meyer 3-19, Randklev 7-78, Ishaug 13-106, Lewis 3-23, G. Sauve 2-8, Kletsch 7-35

Passing:

EGF - NA

BVILLE - Ishaug 5-7-1=115

Receiving:

EGF - NA

BVILLE - G. Anderson 2-71, Berg 1-25, Meyer 1-9, Bang 1-10



Nick Randklev, Connor Meyer #10j and Graham Sauve #32 make it three against one for no gain on this Trojan defensive play.

Offensive Stats vs East Grand Forks

RUSHING	Attempts	Yards	Average per rush	fumbles	Touchdowns
Lee Anderson	11	53	4.8	0	2
Trnor Meyer	3	19	6.3		
Mike Randklev	7	78	11.1		1
Sean Ishaug	13	106	8.2		1
Sean Lewis	3	23	7.7		
Travis Sauve					
Sham Sauve	2	8	4.0		
Trmy Kletsch	7	35	5.0		
Ad Affield					
Ed Hochhalter					
Don Nelson					

GAME STATS	Trojans	Opponent
First Downs	19	3
Rushing	14	3
Passing	2	
Penalty	3	
Rushing Yards	322	45
Passing Yards	115	127
Total Offense	437	172
Turnovers	1	4
Penalties		
Number	6	11
Yards penalized	35	72

Total yards	46	322	7.0	0	4
-------------	----	-----	-----	---	---

Scoring	Touchdown	2pt Conv.	Xtra-pt	Field Goal	Safety	Total Points
Lee Anderson	2					12
Trnor Meyer						0
Mike Randklev	1					6
Sean Ishaug	1					6
Trrett Anderson	2					12
Max Settelmeyer			6	1		9
						0
						0
						0
						0
						0
						0
						0
						45

PASSING	Attempts	Completions	Yards	Average Per Pass	Touchdowns	Interceptions	Passing %
Sean Ishaug	7	5	115	23.0	2	1	71.4%
Ad Affield							
Ed Hochhalter							

RECEIVING	Receptions	Yards	Avg. Per Catch	Touchdowns
Trrett Anderson	2	71	35.5	2
Trja Berg	1	25	25.0	
Trnor Meyer	1	9	9.0	
Sean Bang	1	10	10.0	

KICKING	Type of Kick	Attempts	Yards	Avg. Per Kick	Xtr PT/FG	XTR Point		FG	
Max Settelmeyer	KO	8	382	47.8	Alex Settelmeyer	Attempts	Made	ATT	Made
Trnor Meyer	Punt					6	6	1	1
Tris Brown	KO								

RETURNS	Punt Returns Yardage	KO Returns Yardage	# Punt Returns	# KO Returns	Total Return Yards	Touchdowns
Sean Lewis	20		1		20	
Trnor Meyer						
Mike Randklev						
Sean Bang		26		2	26	

Defensive Stats vs EGF

		solo Tackles +3	Assisted Tackles +1	Tackle for loss +2	Tipped pass +1	Fumble caused +4	Fumble recovery +3	Int +5	Sack +4	Blocked Kick +5	Tackle on Kick +3	Total Points
Jarrett Anderson	2	1									1	6
Josh Tweeton	3											0
Brandon Haugrud	4											0
Eogan Lewis	5	2	1								1	10
Boey Roste	7											0
Mathan Ishaug	8	6	3	2			1		1			32
Alex Garry	9	1									1	6
Conor Meyer, Connor	10		2									2
Brad Hochhalter	11											0
Aaron Nelson	12											0
Bryan Neels	14	1									1	6
Styler Anderson	21		1					1				6
Isaac Dent	22											0
Brandon Holte	23		1									1
Connor John	27											0
Tyler Schenck	28											0
Kjetsch, Jimmy	29	2									3	15
Ben Sauve	30											0
Jordan Bang	31											0
Graham Sauve	32	1										3
Justin Glynn	33											0
Cliff Randklev	34	2	5									11
Blake Ishaug	35		1									1
Ryan McGough	40											0
Ben Sauve	42											0
Gerad Shaide	43											0
David Affield	44		2				1					5
Justin Boyum	49											0
Wyles Duvall	53											0
Wrett Allmaras	57											0
Handler Burnside	59											0
Trady Berg	61	2	4									10
Alex Poppel	63											0
Dwen Jerald	64	1										3
Aaron Carlson	65											0
ate Elliot	66		2									2
Louis Brown	68		2						1			6
Andrew Trowbridge	73	1	1	1			1					9
De Stage	74											0
Flaverick Janssen	75											0
Teran Johnson	77	2	2	1							1	13
Alex Settelmeyer	79											0
Jana Berg	80	2	3	2		1						17
Gynn Lenoue	82											0
Christian Enstad	83											0
Xavier Karmas	85											0
Andrew Wastweet	87											0
Matt Fredman	6											0
Trady Martz	15											0
Trady Tweeton	20											0
Alex Stetz	42											0
Alex Plath	45											0
Alex Jennison	50											0
Conny Kjetsch	54											0
Sawn Camperud	67											0
ristan Elliot	70											0
ack Trowbridge	72											0
Tyler Stage	76											0
Eogan Bang	81											0
aylor Nasaf	81											0
llis Frostie	84											0
Robert Mark	88											0
hartie Aakre	89											0
Totals		24	30	6	0	1	3		1	2	0	8

Rylee Anderson Leads Trojans To 34-21 Victory

By: Tracy Hinsz

Barnesville's Rylee Anderson had the best game of his high school football career, accumulating 156 yards rushing on 15 carries, while scoring three touchdowns. He helped the Trojans win a hard fought contest at Crookston by the score of 34-21.

Barnesville would not get many offensive possessions in the first half, but managed to score a pair of touchdowns to keep pace with the Pirates.

The first score came from the hands of quarterback Ethan Ishaug, into the hands of tight end Jordan Bang covering 56 yards. Alex Settelmeyer converted the extra point and the Trojans had a quick 7-0 lead.

The Pirates would put together a time consuming drive of 15 plays that would cover 80 yards for their first score as Aaron Hollcraft rumbled in from the two yard line. The extra point was good and the score was tied at seven.

The second drive of the first half for Barnesville saw Ishaug and Bang hook up for their second touchdown, this time from five yards out. They key plays in the drive were a 17 yard run from Ben Sauve and a third and long pass from Ishaug to Josh Tweeton that covered 18 yards and kept the drive alive. Settelmeyer converted his second PAT that would give the Trojans a 14-7 lead.

After a pair of fumbles by the Trojan offense, the Pirates would tie the game.

This time Crookston would find the end zone as they chipped away the needed yardage and capped it off with a four yard pass from Parker Salentine to Danny Davidson. The extra point was good and the game was tied at 14, which is how the half would end as both teams could not convert on the last offensive possessions of the first half.

Barnesville would stop Crookston's offense to start the second half and return the ball to their defense.

This is where Rylee Anderson started to assert himself as he broke loose for an impressive 83 yard

touchdown run. Settelmeyer's extra point was not good making the score 20-14.

"I challenged our runningbacks to use their stiff arms and to be more aggressive," stated Head Coach Bryan Strand. "Rylee had a great stiff arm past the line of scrimmage to get separation, saw a seam up our sideline, broke across the field and used another stiff arm as he approached the end zone to score the touchdown. That play changed the momentum of the game."

Barnesville would open up the fourth quarter with a nice drive that was punctuated by another Anderson touchdown run this time from four yards out. The two point attempt was not successful, but the Trojans now had a 26-14 lead.

Crookston would answer with a touchdown run of five yards from quarterback Parker Salentine on the next possession. They converted the extra point cutting the lead to 26-21.

Barnesville would start with the ball on the 45 yard line on their next series. Ben Sauve would scamper 42 yards on a great running play that moved the ball to the Pirate 11 yard line.

Anderson would finish off the drive for his third consecutive touchdown with a run from 11 yards out. Sauve would convert the two point conversion run that would make the score 34-21 which is how the game would end.

"I felt the kids answered the bell at halftime and played a great second half," said Strand. "We talked about slowing ourselves down and doing their assignments. Our defense tightened up in the second half and our offense did not turn the ball over, while executing the plays. It was a great game and an impressive win for our program."

Another player who had a great game was Jordan Bang. Bang had two receptions on the night for 61 total yards. Both catches went for touchdowns that kept the Trojans in the game in the first half.

Ben Sauve had his best game of his high school football career, finishing with 98 yards rushing on

six carries and netting one catch for 17 yards.

Ethan Ishaug finished the night with five completions in 11 attempts for 101 yards passing and two scores, while adding 22 yards rushing on seven carries.

The Trojans had 410 yards of offense with 309 coming on the ground, while Crookston tallied 224 yards of total offense.

Defensively, Barnesville was led by Ishaug who tallied 11 tackles, with Louis Brown netting nine, Nick Randklev, Tate Elliot and Brady Berg eight, Ben Sauve and Jimmy Kletsch six, Dana Berg five and Garrett Anderson three.

The win improves Barnesville's record to 2-0 on the season. They will travel to Pelican Rapids on Friday, September 12 for their next contest.

Box Score	1	2	3	4	
Barnesville	7	7	6	14	34
Crookston	7	7	0	7	21

B-Bang from Ishaug 56 yard pass (Settelmeyer kick)

C-Hollcraft 2 yard run (Koenig kick)

B-Bang from Ishaug 5 yard pass (Settelmeyer kick)

C-Davidson from Salentine 4 yard pass (Koenig kick)

B-R. Anderson 83 yard run (kick failed)

B-R. Anderson 4 yard run (pass failed)

C-Salentine 5 yard run (Koenig kick)

B-R. Anderson 11 yard run (B. Sauve run)

Individual Statistics

Rushing:


B - R. Anderson 15-156, Randklev 6-18, Ishaug 7-22, B. Sauve 6-98, Tweeton 3-15

Passing:

B - Ishaug 5-11-0=101

Receiving:

B - Bang 2-61, B. Sauve 1-17, Tweeton 1-18, Randklev 1-5



Connor Meyer got some time under center as he sharpens up his passing skills. He is ready to release the ball before being hit by a Pirate defender.



Ethan Ishaug looks downfield as he cocks his arm for a pass. Taking care of business downfield are Owen Jerald #64, Josh Tweeton #3 and Garrett Anderson #2.



Kieran Johnson, Garrett Anderson and Jimmy Kletsch make life miserable for the Crookston Pirate ball carrier as they close in for a gang tackle.



Offensive Stats vs Crookston

RUSHING	Attempts	Yards	Average per rush	fumbles	Touchdowns
Lee Anderson	15	156	10.4		3
nnor Meyer					
ik Randklev	6	18	3.0	1	
ian Ishaug	7	22	3.1	1	
gan Lewis					
n Sauve	6	98	16.3		
aham Sauve					
immy Kletsch					
ed Affield					
id Hochhalter					
ron Nelson					
h Tweeton	3	15	5.0		

GAME STATS	Trojans	Opponent
First Downs	13	13
Rushing	11	9
Passing	2	2
Penalty		2
Rushing Yards	309	209
Passing Yards	111	15
Total Offense	420	224
Turnovers	2	0
Penalties		
Number	2	3
Yards penalized	20	25

total yards	37	309	8.4	2	3
-------------	----	-----	-----	---	---

Scoring	Touchdown	2pt Conv.	Xtra-pt	Field Goal	Safety	Total Points
Lee Anderson	3					18
nnor Meyer						0
ik Randklev						0
ian Ishaug						0
rrrett Anderson						0
ix Settelmeyer			2			2
dan Bang	2					12
n Sauve		1				2
						0
						0
						0
						0
						0
						34

PASSING	Attempts	Completions	Yards	Average Per Pass	Touchdowns	Interceptions	Passing %
ian Ishaug	11	7	103	14.7	2		63.6%
ed Affield							
id Hochhalter							
nnor Meyer	1	0					

RECEIVING	Receptions	Yards	Avg. Per Catch	Touchdowns
rrrett Anderson				
na Berg				
nnor Meyer				
dan Bang	3	59	19.7	2
n Sauve	1	17	17.0	
h Tweeton	1	18	18.0	
ik Randklev	2	9	4.5	

KICKING	Type of Kick	Attempts	Yards	Avg. Per Kick	Xtr PT/FG	Attempts	Made	ATT	Made
ix Settelmeyer	KO	6	296	49.3	Alex Settelmeyer	3	2		
nnor Meyer	Punt	1	47	47.0					
jis Brown	KO								

RETURNS	Punt Returns Yardage	KO Returns Yardage	# Punt Returns	# KO Returns	Total Return Yards	Touchdowns
gan Lewis						0
nnor Meyer						0
ik Randklev		58		2	58	0
dan Bang						0
1 Sauve	2		1		2	

Defensive Stats vs Crookston

		solo Tackles +3	Assisted Tackles +1	Tackle for loss +2	Tipped pass +1	Fumble caused +4	Fumble recovery +3	Int +5	Sack +4	Blocked Kick +5	Tackle on Kick +3	Total Points
Jarrett Anderson	2	2	1	1								9
Josh Tweeton	3											0
Brandon Haugrud	4											0
Morgan Lewis	5		2		1							3
Joey Roste	7											0
Ethan Ishaug	8	2	9	1								17
Alex Garry	9											0
Connor Meyer	10	1	2	1								7
Brad Hochhalter	11											0
Caron Nelson	12											0
Bryan Neels	14											0
Steele Anderson	21	1	2								1	8
Isaac Dent	22											0
Brandon Holte	23											0
Connor John	27											0
Tyler Schenck	28											0
Jimmy Kletsch	29	4	2								2	20
Ben Sauve	30		6	1	1						1	12
Jordan Bang	31											0
Braham Sauve	32		3								2	9
Austin Glynn	33											0
Nick Randklev	34	2	6								1	15
Blake Ishaug	35											0
Ryan McGough	40											0
Ben Sauve	42											0
Gerad Shaide	43											0
Gerard Affield	44											0
Austyn Boyum	49											0
Wyles Duvall	53											0
Brett Allmaras	57											0
Chandler Burnside	59											0
Brady Berg	61		8	1							1	13
Alex Peppel	63											0
Dwain Jerald	64											0
Caron Carlson	65											0
Gate Elliot	66	1	7	1								12
Louis Brown	68	1	8	2								15
Andrew Trowbridge	73											0
Joe Stage	74	1	2	1								7
Maverick Janssen	75											0
Teran Johnson	77		3									3
Alex Settelmeyer	79		3	1								5
Jana Berg	80	2	3								1	12
Glynn Lenoue	82											0
Christian Enstad	83											0
Gavriel Kadmas	85											0
Andrew Wastweet	87											0
Matt Bredman	86											0
Brady Martz	15											0
Brady Tweeton	20											0
Caleb Stetz	42											0
John Plath	45											0
Alex Jennison	50											0
Jonny Kletsch	54											0
Kevin Camperud	67											0
Kristan Elliot	70											0
Nick Trowbridge	72											0
Tyler Stage	76											0
Jordan Bang	81											0
Waylon Nosal	81											0
Ellis Proslie	84											0
Robert Mark	88											0
Charlie Aakre	89											0
Totals		17	67	10	2	0	0	0	0	0	0	9

Pelican Rapids Wins Thriller Over Barnesville

27-26

By: Tracy Hinsz

Pelican Rapids would score a late touchdown on a 95 yard run by Gauge Lee with 90 seconds remaining in the game, then would add the extra point to win a thrilling 27-26 Heart O' Lakes Conference game against visiting Barnesville.

The Vikings would open up the scoring with a Lee touchdown run of 23 yards to take a quick 7-0 lead.

Barnesville would eventually tie the score at seven in the second quarter as running back, Nick Randklev marched in from five yards out. Alex Settelmeyer converted the extra point to even the score.

The next Trojan possession saw running back Connor Meyer do most of the damage with runs of 13 and 52 yards to get the ball down to the one yard line. Quarterback Ethan Ishaug scored from the one on a fourth down play to give Barnesville its first lead of the game. The extra point was not good keeping the score 13-7 in favor of the Trojans.

Pelican Rapids would score quickly, taking only three plays to march 80 yards, ending with a Blaine Gorton 57 yard touchdown pass to Lee. Barnesville's Tate Elliott blocked the point after attempt sending both teams into halftime with the score tied at 13.

The Vikings would get the ball first to start the second half and consume the clock with a fourteen play drive that ended with a Gorton touchdown pass of 25 yards to Brandon Hensch. The extra point was good giving the Vikings a 20-13 lead.

Barnesville's first possession of the second half saw the Trojans ride the back of Rylee Anderson. Anderson carried the ball eight straight times gaining 73 yards, before Ishaug barreled in from the one yard line. Settelmeyer added the extra point to even the score at 20.

The Vikings were stopped on their next possession and tried a fake punt on their own 25 yard line. The

Trojans stopped the play and took over in great field position.

Ishaug would once again score a touchdown for Barnesville, but the extra point was not good giving the Trojans a 26-20 lead.

Pelican Rapids was forced to punt on their next possession again with Barnesville taking over on their 23 yard line.

The Trojans would put together a 12 play drive that would eat up clock and move the ball all the way to the Viking five yard line. The drive would stall as Ishaug's pass to Randklev wound up inches short of the first down, turning the ball over to the Vikings.

The very next play saw Gorton fumble the snap, but the quarterback managed to get control of the ball and hand it off to Lee, who went 95 yards for the touchdown. The extra point was good giving the Vikings a 27-26 lead.

Barnesville was unable to mount a scoring drive, as the game came to an end in a thrilling 27-26 Pelican Rapids victory.

"This was a great rivalry game in which both teams seemed to be up for from the start," said Head Coach Bryan Strand. "There were a lot of ups and downs all night. Many times during the game, I felt we did a great job and made the plays we should have made. Other times we were in position, but just did not make the plays. We will learn from this loss and get ready to face Staples-Motley. They are very athletic and have been in a few close games this year. Hopefully we can get healthy and back on track. Our goal is to improve every week, with our focus on moving forward."

Barnesville was led by Rylee Anderson who tallied 150 yards rushing on 23 carries, with Connor Meyer adding 121 yards rushing on 11 carries. Ethan Ishaug tallied 54 yards rushing on 10 carries with three touchdowns, while Nick Randklev netted 13 yards on four carries and

one score and Josh Tweeton added 11 yards on two carries.

Ishaug tallied nine tackles and one tackle for loss, with Dana Berg finishing with eight tackles and two tackles for loss.

Randklev added nine tackles, with Garrett Anderson netting a sack and three tackles in the defeat.

Barnesville's record now stands at 2-1 on the season.

Box Score	1	2	3	4	
Barnesville	0	13	7	6	26
Pelican Rapids	7	6	7	7	27

P-Lee 23 yard run (kick good)

B-Randklev 5 yard run (Settelmeyer kick)

B-Ishaug 1 yard run (kick failed)

P-Gorton 57 yard pass to Lee (kick failed)

P-Gorton 25 yard pass to Hensch (kick good)

B-Ishaug 1 yard run (Settelmeyer kick)

B-Ishaug run 1 yard run (kick failed)

P-Gorton 95 yard run (kick good)

Individual Statistics

Rushing:

B - R. Anderson 23-150, Meyer 11-121, Randklev 4-13, Ishaug 10-54, Tweeton 2-11

P - NA

Passing:

B - Ishaug 1-5-0=8

P - NA


Receiving:

B - Randklev 1-8

P - NA



Aaron Nelson #12, has a firm grip on the Pelican Rapids Viking runner while Nick Randklev #34 moves in to finish off the play. Following the play and ready to assist is Ben Sauve #30.



Kieran Johnson #77 and Brady Berg #61 follow the play but Joe Stage #74 needed no help to stop this Viking run.



Alex Settelmeyer, far left and Dana Berg #80, block Viking defenders as Rylee Anderson #21 heads down the turf. Anderson had a big night against the Vikings, picking up 150 yards on the ground getting 23 carries on the night.

Offensive Stats vs Pelican Rapids

RUSHING	Attempts	Yards	Average per rush	fumbles	Touchdowns
Se Anderson	23	150	6.5		
inor Meyer	11	121			
k Randklev	4	13	3.3		1
an lshaug	10	54	5.4		3
an Lewis					
i Sauve					
ham Sauve					
my Kletsch					
ed Affield					
d Hochhalter					
on Nelson					
1 Tweeton	2	11			

GAME STATS	Trojans	Opponent
First Downs	16	13
Rushing	16	12
Passing		
Penalty		1
Rushing Yards	349	337
Passing Yards	8	84
Total Offense	357	421
Turnovers	1	
Penalties		
Number	6	4
Yards penalized	45	30

al yards	50	349	7.0	0	4	
Scoring	Touchdown	2pt Conv.	Xtra-pt	Field Goal	Safety	Total Points
Se Anderson						0
inor Meyer						0
k Randklev	1					6
an lshaug	3					18
rett Anderson						0
k Settelmeyer			2			2
ian Bang						0
i Sauve						0
						0
						0
						0
						0
						0
						0
						26

PASSING	Attempts	Completions	Yards	Average Per Pass	Touchdowns	Interceptions	Passing %
an lshaug	5	1	8	8.0		1	20.0%
ed Affield							
d Hochhalter							
inor Meyer							

RECEIVING	Receptions	Yards	Avg. Per Catch	Touchdowns
rett Anderson				
ia Berg				
inor Meyer				
ian Bang				
i Sauve				
1 Tweeton				
k Randklev	1	8	8.0	

KICKING	Type of Kick	Attempts	Yards	Avg. Per Kick	Xtr. Pts/FG	XTR Point		FG	
k Settelmeyer	KO	5	254	50.8	Alex Settelmeyer	Attempts	Made	ATT	Made
inor Meyer	Punt	2	45	22.5		4	2		
ls Brown	KO								

RETURNS	Punt Returns Yardage	KO Returns Yardage	# Punt Returns	# KO Returns	Total Return Yards	Touchdowns
an Lewis						
inor Meyer						
k Randklev						
ian Bang						
i Sauve	4	64	1	3	68	
an Neels		5		1	5	
1 Tweeton		39		1	39	

		Defensive Stats vs Pelican Rapids										
		solo Tackles +3	Assisted Tackles +1	Tackle for loss +2	Tipped pass +1	Fumble caused +4	Fumble recovery +3	Int +5	Sack +4	Blocked Kick +5	Tackle on Kick +3	Total Points
Jarrett Anderson	2	1		2					1			11
Josh Tweeton	3	1										3
Brandon Haugrud	4											0
Logan Lewis	5											0
Joey Roste	7											0
Ethan Ishaug	8	2	7	1								15
Alex Garry	9											0
Connor Meyer	10		4									4
Brad Hochhalter	11											0
Aaron Nelson	12	1	2									5
Bryan Neels	14											0
Rylee Anderson	21	2	1									7
Isaac Dent	22											0
Brandon Holte	23											0
Connor John	27											0
Gyler Schenck	28											0
Jimmy Kleisch	29										3	9
Ben Sauve	30	1	6									9
Jordan Bang	31		1									1
Braham Sauve	32	2	2									8
Austin Glynn	33											0
Nick Randklev	34	1	9									12
Blake Ishaug	35											0
Ryan McGough	40											0
Ben Sauve	42											0
Jerad Shaide	43											0
Lared Affield	44											0
Austyn Boyum	49											0
Wyles Duvall	53											0
Brett Allmaras	57											0
Chandler Burnside	59											0
Brady Berg	61		7									7
Alex Peppel	63											0
Owen Jerald	64		1									1
Aaron Carlson	65											0
Gabe Elliot	66		4							1		9
Louis Brown	68	1	6									9
Andrew Trowbridge	73											0
Joe Stage	74	2	2									8
Maverick Janssen	75											0
Gieran Johnson	77	1	2	1								7
Alex Settelmeyer	79	1	2	1								7
Dana Berg	80		8	2								12
Lynn Lanoue	82											0
Christian Enstad	83											0
Xavier Kadmas	85											0
Andrew Wastweet	87											0
Matt Bradman	6											0
Brady Martz	15											0
Brady Tweeton	20											0
Gabe Gatz	42											0
John Plath	45											0
Nick Jorgenson	56											0
Jonny Kleisch	54											0
Kevin Camperud	67											0
Tristan Elliot	70											0
Jack Trowbridge	72											0
Gyler Stage	76											0
Logan Bang	81											0
Xavier Nosal	81											0
Ellis Frosjoe	84											0
Robert Mark	88											0
Charlie Aakre	89											0
Totals		16	64	7	0	0	0	0	1	1	3	

Trojans Crush Staples-Motley On Parents Night

By: Tracy Hinsz

After suffering their first loss of the season, Barnesville would not wait long to see if they were ready to play. Josh Tweeton took the opening kickoff 90 yards to the house, providing the spark to get the team rolling to a 43-13 victory over Staples-Motley.

After Alex Settelmeyer added the PAT giving Barnesville a quick 7-0 lead, the defense would make a fourth down stop to get the ball back.

Defensive end Kieran Johnson slammed inside to stuff the running back for no gain, turning the ball over on downs and giving the offense the ball for the first time.

The first play from scrimmage saw quarterback, Ethan Ishaug drop back to pass and connect with a wide open tight end, Jordan Bang, who raced untouched for a 55 yard touchdown. Settelmeyer would connect on his second PAT for a 14-0 Trojan lead.

The next Trojan touchdown would only take two plays to cover 41 yards as Ishaug connected with Nick Randklev on a nice pass and catch for 25 yards, followed by a Connor Meyer 16 yard touchdown run. Settelmeyer added the extra point and Barnesville was in complete command with the score 21-0.

The defense would produce the next score as cornerback, Ben Sauve read a pass and intercepted the ball at the 48 yard line and was off to the races, weaving through traffic to score the touchdown. Settelmeyer would boom the extra point for a 28-0 lead.

Barnesville would score their next touchdown on a seven yard pass from Ishaug to running back, Ben Sauve who made a great catch for the score. Settelmeyer stayed perfect on the PAT giving the Trojans

a 35-0 lead that they would take into halftime.

The Trojans opened up the second half with another touchdown on an 18 yard run from Connor Meyer. Ishaug ran in the two-point conversion giving Barnesville a 43-0 lead.

Staples-Motley would get their first score of the game after they blocked a Barnesville punt and recovered the ball on the three yard line. A three yard run would get the goose egg off the board, but the extra point was not good making the score 43-6.

The Cardinals would add a 25 yard touchdown pass late in the game to go along with the extra point to make the score 43-13 which would be the final score.

"After our poor effort and performance last week against Pelican Rapids, I was extremely pleased with how we came out and performed versus Staples Motley," said Head Coach Bryan Strand. "We increased our intensity in practice this week and worked on numerous tackling drills. I thought both aspects were visually present in this game. Josh Tweeton took the opening kickoff 90 yards for a touchdown to set the tone for the game instantly. That was a huge momentum boost for our confidence. Our defense played much better. We changed up our fronts and our defensive ends were great in getting pressure and a few sacks this week."

Connor Meyer led the Trojans in rushing with 69 yards on seven carries and two touchdowns, with Nick Randklev adding 34 yards on three carries and Ben Sauve netting 28 yards on three carries.

Ethan Ishaug finished with five completions in seven attempts for 96 yards and two touchdowns.

Defensively, the Trojans were led

by Kieran Johnson who tallied four tackles, two sacks and two forced fumbles, while Ishaug netted nine total tackles.

Jimmy Kletsch added six tackles including two for loss, with Ben Sauve netting five tackles and an interception that he returned for a touchdown, while Logan Lewis added seven tackles, one interception and one forced fumble.

Barnesville's record now stands at 3-1 on the season.

Box Score	1	2	3	4	
Staples Motley	0	0	6	7	13
Barnesville	28	7	8	0	43

B-Tweeton 90 yard kickoff return (Settelmeyer kick)

B-Ishaug 55 yard pass to Bang (Settelmeyer kick)

B-Meyer 16 yard run (Settelmeyer kick)

B-B. Sauve 48 yard interception return (Settelmeyer kick)

B-Ishaug 7 yard pass to B. Sauve (Settelmeyer kick)

B-Meyer 18 yard run (Ishaug run)

S-Berggren 3 yard run (kick failed)

S-Swendsrud 25 yard pass to Becker (Winkels kick)

Individual Statistics

Rushing:

S - NA

B - R. Anderson 3-10, Meyer 7-69, Randklev 3-34, Kletsch 1-12, B. Sauve 3-28

Passing:


S - NA

B - Ishaug 5-7-0=96

Receiving:

S - NA


B - Tweeton 1-12, G. Anderson 1-16, Bang 1-55, R. Anderson 1 (-5), Randklev 1-25, B. Sauve 2-25



Ben Sauve stretches out a long ways to pull in the football. Sauve had a big night against Staple-Motley as he returned an interception for a score and added another TD on a pass from quarterback Ethan Ishaug.



Josh Tweeton carried the football on the opening kickoff and took it the length of the field for a touchdown. He also carried the ball a lot for nice gains in the 43-13 blowout of Staples-Motley.



The ball is loose as Ethan Ishaug #8, Kieran Johnson #77 and Logan Lewis #5 stock up the Staples-Motley runner.



Nick Randklev had a good night on both sides of the ball. Here he wraps up the Staples-Motley quarterback in the backfield.

Offensive Stats vs Staples Motley

RUSHING	Attempts	Yards	Average per rush	fumbles	Touchdowns
ee Anderson	3	10	3.3		
inor Meyer	7	69			2
k Randklev	3	34	11.3		
an Ishaug	4	-4	-1.0	1	
an Lewis					
i Sauve	3	28			
ham Sauve					
my Kletsch	1	2		1	
ed Affield					
d Hochhalter					
on Nelson					
n Tweeton	5	1			
ic Dent	1	3			

GAME STATS	Trojans	Opponent
First Downs	10	10
Rushing	6	8
Passing	4	2
Penalty		
Rushing Yards	143	104
Passing Yards	128	69
Total Offense	271	173
Turnovers	2	4
Penalties		
Number	9	4
Yards penalized	65	25

al yards	27	143	5.3	2	2	
Scoring	Touchdown	2pt Conv.	Xtra-pt	Field Goal	Safety	Total Points
ee Anderson						0
inor Meyer	2					12
k Randklev		1				0
an Ishaug						2
rett Anderson						0
k Settemeyer			5			5
an Bang	1					6
Sauve	2					12
Tweeton	1					6
						0
						0
						0
						0
						43

PASSING	Attempts	Completions	Yards	Average Per Pass	Touchdowns	Interceptions	Passing %
an Ishaug	8	6	112	18.7	2	0	75.0%
id Affield	1	1	16	16.0			
d Hochhalter							
nor Meyer							

RECEIVING	Receptions	Yards	Avg. Per Catch	Touchdowns
rett Anderson	1	16		
a Berg				
nor Meyer				
an Bang	1	55		1
Sauve	2	25		1
Tweeton	1	12		
c Randklev	1	25	25.0	
ee Anderson	1	-5		

KICKING	Type of Kick	Attempts	Yards	Avg. Per Kick	XTR PTFG	XTR Point		FG	
Settemeyer	KO	6	300	50.0	Alex Settemeyer	Attempts	Made	ATT	Made
nor Meyer	Punt	2	27	13.5		5	5		
is Brown	KO	1	39						

RETURNS	Punt Returns Yardage	KO Returns Yardage	# Punt Returns	# KO Returns	Total Return Yards	Touchdowns
an Lewis						
nor Meyer						
c Randklev						
an Bang						
Sauve	38	21	2	1	59	
in Neels						
Tweeton		90		1		1

Defensive Stats vs Staples Motley

		solo Tackles +3	Assisted Tackles +1	Tackle for loss +2	Tipped pass +1	Fumble caused +4	Fumble recovery +3	Int +5	Sack +4	Blocked Kick +5	Tackle on Kick +3	Total Points
arrett Anderson	2		1				1					4
ish Tweeton	3		1									1
randon Haugrud	4											0
ogan Lewis	5	2	5		1	1		1		1		26
oy Roste	7											0
than Ishaug	8	2	7									13
lex Garry	9											0
onnor Meyer	10		2									2
rad Hochhalter	11											0
aron Nelson	12										2	6
ryan Neels	14		1									1
ylee Anderson	21	1			1						2	10
aac Dent	22	1	1									4
randon Holte	23											0
onnor John	27	1										3
yer Schenck	28											0
mmy Kletsch	29	1	6	2								13
en Sauve	30	1	4					1				12
ordan Bang	31											0
raham Sauve	32											0
ustin Glynn	33											0
ick Randklev	34	1	2									5
lake Ishaug	35											0
yan McGough	40											0
en Sauve	42											0
erad Shaide	43	1										3
ared Affield	44		2									2
ustyn Boyum	49											0
yles Duvall	53		1									1
rett Allmaras	57				1							1
handler Burnside	59		1									1
ady Berg	61	1	3	1								8
lex Peppel	63											0
wen Jerald	64		4									4
aron Carlson	65											0
ate Elliot	66	1										3
ouis Brown	68	2	1	1					1			13
ndrew Trowbridge	73		1									1
oe Stage	74											0
laverick Janssen	75											0
ieran Johnson	77	3	1	3		2			3			36
lex Settelmeyer	79											0
ana Berg	80		4	2						1	1	16
ynn Lenoue	82		1									1
hristian Enstad	83											0
xavier Kadrmaz	85		1									1
ndrew Wastweet	87		1									1
lett Bredman	6											0
ady Martz	15											0
ady Tweeton	20											0
ziah Stetz	42											0
alen Platt	45											0
lex Jennison	50											0
onny Kletsch	54											0
evin Camperud	67											0
risten Elliot	70											0
ack Trowbridge	72											0
yer Stage	76											0
ogan Bang	81											0
aylor Nosal	81											0
llis Froslie	84											0
obert Mark	88											0
harlie Aakre	89											0
Totals		18	51	9	3	3	1	2	4	2	5	

Barnesville Wins Homecoming Game Against Breck

By: Tracy Hinsz

The Barnesville Trojans found their first true test of Heart O' Lakes Conference football as they battled Breckenridge on Homecoming week. After a scoreless first half with both teams defenses standing tall, the Trojans used a 14 point third quarter to upend the Cowboys by the score of 14-12.

The first half was a defensive struggle except for the opening drive of the game. Barnesville received the ball and drove down inside the Cowboy 10 yard line before penalties and miscues halted the drive. A potential touchdown pass was just out of reach of running back Nick Randklev, forcing Barnesville to try a field goal from 38 yards out that just missed, keeping the game scoreless.

The rest of the first half was highlighted by great defense and field position for both teams as the clock ran out on a scoreless first two quarters.

The second half started with the Cowboys getting the football. The Cowboy running back was about to be hit by defensive end Kieran Johnson and fumbled the ball. Trojan linebacker Louis Brown recovered the ball giving the Trojans great field position at the Cowboy 35 yard line.

It would only take one play for Barnesville to find pay dirt as quarterback Ethan Ishaug connected with Randklev on a 35 yard touchdown pass to break the scoreless tie. Kicker Alex Settelmeyer would convert the important extra point for a 7-0 Trojan lead.

The Cowboys would answer quickly as kick returner Easton Erbes took the kickoff at his nine yard line and ran straight up the middle into a pile of players on both teams before breaking away from the pack 91 yards for a touchdown. The extra point was not good keeping

Barnesville in the lead at 7-6.

Barnesville would answer the Cowboy touchdown with 50 yard touchdown pass from Ishaug to running back Rylee Anderson on their next possession. Settelmeyer would boot the crucial PAT giving the Trojans a 14-6 lead.

Breckenridge would come right back and score another touchdown on their next possession as well. Quarterback, Nathan Blaufuss would take a draw play straight up the middle for a 48 yard touchdown run. The two-point conversion pass was incomplete making the score 14-12 Barnesville.

The defenses would stiffen as both teams entered the fourth quarter. Barnesville would have a touchdown called back because of a penalty, but they would not give the ball back to Breckenridge as they ran the ball down the field and chewed up the remaining time on the clock to win the game by the score of 14-12.

"I felt our kids were very prepared for our homecoming game against Breckenridge," said Head Coach Bryan Strand. "In fact, we were too amped up and made too many mental mistakes. The kids have been very excited for this game after seeing it on the schedule a year ago. I thought our defense played very well, except for the one long touchdown run by their quarterback. Offensively and special teams were a little off tonight and we need to get that figured out quickly. We have a very hard stretch here at the end of the season. We travel to Warroad next week, before playing Hawley in Moorhead and Frazee at the Fargo Dome. They are probably the two section favorites so this will be a big test for us."

Barnesville was led in rushing by Rylee Anderson as he tallied 67 yards on 14 carries, while adding one pass reception for 50 yards and a touchdown.

Nick Randklev was next with 52 yards rushing on 11 carries, with one catch for 35 yards and a touchdown as well.

Ethan Ishaug finished with five completions in seven attempts for 139 yards passing and two scores.

Ishaug also led the Trojan defense with nine tackles, a tipped pass and a tackle for loss, with Logan Lewis netting six total tackles.

Randklev added five tackles and a tackle on a kick, with Kieran Johnson netting four tackles, one tackle for loss and one blocked kick. Dana Berg finished the game with six tackles and one tackle for loss in the victory over Breckenridge.

Barnesville's record now stands at 4-1 on the season.

Box Score	1	2	3	4	
Breckenridge	0	0	12	0	12
Barnesville	0	0	14	0	14

Bville - Ishaug 35 yard pass to Randklev (Settelmeyer kick)

Breck - Erbes 91 yard kickoff return (kick failed)

Bville - Ishaug 50 yard pass to R. Anderson (Settelmeyer kick)

Breck - Blaufuss 48 yard run (pass failed)

Individual Statistics

Rushing:

Breck - NA

Bville - R. Anderson 14-67, Meyer 9-18, Randklev 11-52, Ishaug 9-7, B. Sauve 1-(-5)

Passing:

Breck - NA

Bville - Ishaug 5-7-0=139

Receiving:

Breck - NA

Bville - Meyer 1-20, B. Sauve 1-34, Randklev 1-35, R. Anderson 1-50




Connor Meyer eludes the grasp of a Cowboy tackler while Nick Randklev sets a block on another defender. The play resulted in a nice gain against a tough HOL opponent Breckenridge.



To win a game in the HOL, you have to have a presence on both side of the ball. In this bit of action nearly the entire Trojan squad is poised to get a piece of the tackle.



Rylee Anderson takes the ball into the end zone on the back end of a pass from Ethan Ishaug. The touchdown and another from Nick Randlev as well as two kicked extra points proved enough for a 14-12 homecoming victory for the Trojans last friday.



Tate Elliot #66, Ethan Ishaug #8 and Dana Berg #80 all get credit for a tackle on this play. It was a mostly good night for the defense with a couple of mental lapses that led to long Breckenridge touchdowns.

Offensive Stats vs Breckenridge

RUSHING	Attempts	Yards	Average per rush	fumbles	Touchdowns
ylee Anderson	14	67	4.8		
onnor Meyer	9	18	2.0		
ick Randklev	11	52	4.7		
han Ishaug	9	7	0.8		
ogan Lewis					
en Sauve	1	-5			
raham Sauve					
immy Kletsch					
red Affield					
ad Hochhalter					
aron Nelson					
ish Tweeton					
aac Dent					

GAME STATS	Trojans	Opponent
First Downs	10	8
Rushing	9	4
Passing	1	2
Penalty		2
Rushing Yards	139	137
Passing Yards	139	32
Total Offense	278	169
Turnovers		1
Penalties		
Number	5	6
Yards penalized	35	40

otal yards	44	139	3.2	0	0
------------	----	-----	-----	---	---

Scoring	Touchdown	2pt Conv.	Xtra-pt	Field Goal	Safety	Total Points
ylee Anderson	1					6
onnor Meyer						0
ick Randklev	1					6
han Ishaug						0
arrett Anderson						0
lex Settlemeyer			2			2
ordan Bang						0
en Sauve						0
ish Tweeton						0
						0
						0
						0
						0
						0
						14

PASSING	Attempts	Completions	Yards	Average Per Pass	Touchdowns	Interceptions	Passing %
han Ishaug	7	5	139	27.8	2	0	71.4%
red Affield							
rad Hochhalter							
onnor Meyer	1	0					

RECEIVING	Receptions	Yards	Avg. Per Catch	Touchdowns
arrett Anderson				
ana Berg				
onnor Meyer	1	20	20.0	
ordan Bang				
en Sauve	1	34	34.0	
ish Tweeton				
ick Randklev	1	35	35.0	1
ylee Anderson	1	50	50.0	1

KICKING	Type of Kick	Attempts	Yards	Avg. Per Kick	Xtr PT/FG	XTR Point		FG	
lex Settlemeyer	KO	3	158	52.7	Alex Settlemeyer	Attempts	Made	ATT	Made
onnor Meyer	Punt	5	163	32.6		2	2	1	0
ouis Brown	KO								

RETURNS	Punt Returns Yardage	KO Returns Yardage	# Punt Returns	# KO Returns	Total Return Yards	Touchdowns
ogan Lewis						
onnor Meyer						
ick Randklev	9	24	1	2	33	
ordan Bang						
en Sauve		12		1	12	
ryan Neels						
ish Tweeton						

Defensive Stats vs Breckenridge

		solo Tackles +3	Assisted Tackles +1	Tackle for loss +2	Tipped pass +1	Fumble caused +4	Fumble recovery +3	Int +5	Sack +4	Blocked Kick +5	Tackle on Kick +3	Total Points
Arrett Anderson	2											0
Sh Tweeton	3											0
andon Haugrud	4											0
gan Lewis	5	3	3									12
ey Roste	7											0
nan Ishaug	8	1	8	1	1							14
ax Garry	9											0
nnor Meyer	10	1		1								5
ad Hochhalter	11											0
ron Nelson	12										1	3
yan Neels	14											0
tee Anderson	21	1	1									4
iac Dent	22											0
andon Holte	23											0
nnor John	27											0
ler Schenck	28											0
nmv Kletsch	29		7	1								9
n Sauve	30											0
rdan Bang	31											0
aham Sauve	32											0
stin Glynn	33											0
ck Randklev	34	2	3								1	12
ike Ishaug	35											0
an McGough	40									1		5
n Sauve	42											0
rad Shaide	43											0
red Affield	44	1										3
styn Boyum	49											0
ies Duvall	53											0
ett Allmaras	57											0
andler Burnside	59											0
ady Berg	61	1	2									5
ax Peppel	63											0
ven Jeraid	64											0
ron Carlson	65											0
te Elliot	66		1									1
uis Brown	68		3				1					6
drew Trowbridge	73											0
er Stage	74											0
verick Janssen	75											0
eran Johnson	77		4	1						1		11
ax Settelmeyer	79	2										6
na Berg	80	1	5	1								10
n Lenoue	82											0
ristian Enstad	83											0
vier Kadmas	85											0
drew Wastweet	87											0
tt Bredman	6											0
ady Martz	15											0
ady Tweeton	20											0
leh Stetzel	42											0
er Plath	45											0
ax Jennison	50											0
ny Kletsch	54											0
vin Camperud	67											0
stan Elliot	70											0
ck Trowbridge	72											0
er Stage	76											0
gan Bang	81											0
ylor Mosat	81											0
s Froste	84											0
bert Mark	88											0
arlie Aakre	89											0
als		13	37	5	1	0	1	0	0	2	2	0

Trojans Beat Warroad 45-12

By: Tracy Hinsz

The Barnesville Trojans traveled to Warroad on Friday, October 3 for a battle on the gridiron with cold, windy, rainy, sleet and snow conditions throughout the game.

The weather did not bother the visiting team as they rolled to a 45-12 victory.

Barnesville started off fast as Rylee Anderson intercepted the Warroad pass on the third play of the game, returning it 14 yards for the touchdown. Alex Settelmeyer booted the extra point for a quick 7-0 lead.

The Trojans first offensive possession ended with a nine yard touchdown pass from Ethan Ishaug to Connor Meyer. Settelmeyer would convert the PAT for a 14-0 lead in the first quarter.

Anderson would net a fumble recovery on the Warriors next possession giving Barnesville a short field. However, penalties would stall the drive bringing on Settelmeyer to boot a 33 yard field goal making the score 17-0.

The Trojan defense would get a quick three and out series forcing a Warroad punt that was blocked by Ryan McGough of Barnesville.

The Trojans would need a fourth down play to score their next touchdown, as Ishaug would hit Meyer again for an 18 yard score. The extra point was not good so the score stood at 23-0.

Barnesville next offensive possession would see them start at their own 26 yard line. It would take 11 plays for the Trojans to score another touchdown with the highlight being a 33 yard completed pass from Ishaug to Dana Berg.

Meyer would score his third touchdown on this drive as he went in from six yards out. Ishaug would add the two-point conversion giving Barnesville a 31-0 lead.

Warroad would answer with a great kickoff return that set up a short field for the Warriors. They would

face a fourth and goal at the one yard line and plowed into the end zone for the score. The two-point conversion failed making the score 31-6.

Ishaug would connect with running back, Jimmy Kletsch for a 10 yard touchdown pass on their next possession. Barnesville's Andrew Trowbridge recovered a fumble on the defensive side of the ball that gave the offense another short field. Settelmeyer would connect on the extra point for a 38-6 lead.

The first half would come to an end with Barnesville senior defensive back, Logan Lewis intercepting the pass as time expired.

The second half saw the Trojans travel 90 yards in eight plays for their next touchdown. Nick Randklev would rumble into the end zone from two yards out for the score. Settelmeyer added the PAT for a 45-6 lead.

Warroad would add one more touchdown late in the fourth quarter on a 25 yard run with the two-point conversion failing that made the score 45-12, which would be the final.

"The weather was anything but pleasant tonight, but the kids handled it very nicely," said Head Coach Bryan Strand. "We had a great fan turnout which was very impressive too. We scored quickly on the defensive touchdown from Rylee Anderson that set the tone early. We played very well all game, but need to cut down on our penalties. We lost Kieran Johnson on the first possession to a pinched nerve in his neck and were missing numerous other players as well. Hopefully, we will get everyone back for our game next week against the top ranked team in the state in AA football, Hawley."

As a team, Barnesville ran the ball 40 times for 258 yards, while completing five of nine passes for 98 yards as well.

Nick Randklev led the Trojans with 84 yards rushing on six carries,

with Connor Meyer netting 63 yards rushing on 10 carries.

Rylee Anderson added 50 yards rushing on six carries, with Ethan Ishaug netting 98 yards passing on five completions with three touchdowns.

Meyer added two receptions for 27 yards and two touchdowns, with Berg netting one catch for 33 yards, Anderson adding one catch for 28 yards and Jimmy Kletsch netting the other catch for 10 yards and a touchdown.

The Trojans record now stands at 5-1 on the season.

Box Score	1	2	3	4	
Barnesville	17	21	7	0	45
Warroad	0	6	0	6	12

B-R. Anderson 14 yard interception return (Settelmeyer kick)

B-Ishaug 9 yard pass to Meyer (Settelmeyer kick)

B-Settelmeyer 33 yard field goal

B-Ishaug 18 yard pass to Meyer (kick failed)

B-Meyer 6 yard run (Ishaug run)

W-Wilmer 1 yard run (pass failed)

B-Ishaug 10 yard pass to Kletsch (Settelmeyer kick)

B-Randklev 2 yard run (Settelmeyer kick)

W-Roberts 25 yard run (pass failed)

Individual Statistics

Rushing:

B - R. Anderson 6-50, Meyer 10-63, Randklev 6-84, Ishaug 7-8, Kletsch 4-27, Lewis 1-5, John 2-5, Garry 2-5, Haugrud 1-(-1), Hochhalter 1-15

W - NA

Passing:


B - Ishaug 5-9-0=98

W - NA

Receiving:

B - Meyer 2-27, Berg 1-33, Kletsch 1-10, R. Anderson 1-28


W - NA



Myles Duval protects his quarterback Ethan Ishaug while Rylee Anderson moves up to take the handoff and then hit the line.



Connor Meyer eludes the grasp of a Warroad defender to pick up a couple of extra yards on his way to the end zone.



It's good! One of #79 Alex Settemeyer's kicks is on it's way through the uprights in yet another successful kick as the Trojans were victorious against Warroad on the road.

Offensive Stats vs Warroad

RUSHING	Attempts	Yards	Average per rush	fumbles	Touchdowns
De Anderson	6	50	8.3		
Don Meyer	10	63	6.3		1
Eric Randklev	6	84	14.0		1
Jon Ishaug	7	8	1.1		
Sean Lewis	1	2	2.0		
Sam Sauve					
Sam Sauve					
Tim Klitsch	4	27			
Tim Affield					
Tim Hochhalter	1	15			
Tim Nelson					
Tim Tweeton					
Tim Dent					
Tim Haugrud	1	-1			
Tim Garry	2	5			
Tim John	2	15		1	

GAME STATS	Trojans	Opponent
First Downs	14	7
Rushing	11	5
Passing	3	2
Penalty		
Rushing Yards	268	137
Passing Yards	120	19
Total Offense	388	156
Turnovers	1	4
Penalties		
Number	9	3
Yards penalized	70	25

Scoring	Touchdown	2pt Conv.	Xtra-pt	Field Goal	Safety	Total Points
De Anderson	1					6
Don Meyer	3					18
Eric Randklev	1					6
Jon Ishaug		1				2
Tim Klitsch						0
Tim Settemeyer			4	1		7
Tim Bang						0
Sam Sauve						0
Tim Tweeton						0
Tim Klitsch	1					6
						0
						0
						0
						45

PASSING	Attempts	Completions	Yards	Average Per Pass	Touchdowns	Interceptions	Passing %
Jon Ishaug	10	6	120	20.0	3	0	60.0%
Tim Affield							
Tim Hochhalter							
Don Meyer							

RECEIVING	Receptions	Yards	Avg. Per Catch	Touchdowns
Tim Klitsch				
Tim Klitsch	1	33	33.0	
Don Meyer	2	27	13.5	2
Tim Bang				
Sam Sauve				
Tim Tweeton				
Eric Randklev				
De Anderson	2	60	30.0	
Tim Klitsch	1	10	10.0	1

KICKING	Type of Kick	Attempts	Yards	Avg. Per Kick	XTR PTFG	Attempts	Made	ATT	Made
Tim Settemeyer	KO	8	395	49.4	Alex Settemeyer	5	4	1	1
Don Meyer	Punt	1	12	12.0					
Tim Brown	KO								

RETURNS	Punt Returns Yardage	KO Returns Yardage	# Punt Returns	# KO Returns	Total Return Yards	Touchdowns
Sean Lewis						
Don Meyer						
Eric Randklev	15		2		15	
Tim Bang						
Sam Sauve						
Tim Neels						
Tim Tweeton						
Tim Garry		4		1	4	

Defensive Stats vs Warroad

		solo Tackles +3	Assisted Tackles +1	Tackle for loss +2	Tipped pass +1	Fumble caused +4	Fumble recovery +3	Int +5	Sack +4	Blocked Kick +5	Tackle on Kick +3	Total Points
Jarrett Anderson	2									1		5
Josh Tweeton	3											0
Randon Haugrud	4	2										6
Dogan Lewis	5	2			1			1				12
Boey Roste	7											0
Ethan Ishaug	8	3	9									18
Alex Garry	9	1										3
Connor Meyer	10	1	1				1				1	10
Brad Hochhalter	11	1										3
Aaron Nelson	12	1	1								1	7
Ryan Neels	14		3	2								7
Lyle Anderson	21		1					1			1	9
Isaac Dent	22											0
Randon Holte	23											0
Connor John	27											0
Tyler Schenck	28											0
Jimmy Kletsch	29	2	4	1							1	15
Ben Sauve	30											0
Jordan Bang	31											0
Ibrahim Sauve	32											0
Austin Glynn	33											0
Cliff Randklev	34	2										6
Lake Ishaug	35		1									1
Dan McGough	40											0
Ben Sauve	42											0
Brad Shaide	43											0
Brad Affeld	44	2	2									8
Austin Boyum	49											0
Wesley Duvall	53											0
Arrett Allmaras	57		1	1								3
Brandon Burnside	59		1									1
Brad Berg	61											0
Alex Peppel	63											0
Dwain Jerald	64		1									1
Aaron Carlson	65											0
Mike Elliot	66		1									1
Louis Brown	68		1	1								3
Andrew Trowbridge	73		1				1					4
Joe Stage	74											0
Waverick Janssen	75											0
Cheran Johnson	77											0
Alex Seitelmeier	79	1	1								1	7
Dana Berg	80	1	3								1	9
Dynn Lenoue	82		1									1
Christian Enstad	83											0
Javier Kadmas	85											0
Andrew Westweet	87											0
Matt Bredman	88											0
Wade Mertz	15											0
Brad Tweeton	20	1			1							4
Wesley Stetz	42											0
Alan Plath	45											0
Alex Jannison	50											0
Jimmy Kletsch	54											0
Kevin Campbell	67											0
Wesley Elliot	70											0
Jack Trowbridge	72											0
Tyler Stage	76											0
Dogan Bang	81											0
Wesley Nosal	81											0
Wesley Froslie	84											0
Robert Mark	88											0
Wesley Aakre	89											0
Totals		20	33	5	2	0	2	2	0	1	6	

Hawley Nuggets Shut Out Trojans 28-0 In Moorhead



Rylee Anderson does what he can to hold on to the ball in a wall of Hawley Nugget defenders.

By: Tracy Hinsz

The much anticipated game between the Hawley Nuggets, ranked number one in the state, and the Barnesville Trojans, ended with the Nuggets remaining unbeaten as they cruised to a 28-0 victory over their Heart O' Lakes Conference rivals.

The Trojans got the ball first and had a quick three and out series. But the defense did their job in stopping the Nuggets on their first possession as well bringing up a fourth down.

However, Hawley used a pistol formation that saw them convert the first down as Jordan Harms connected with Ben Ellefson.

Hawley would use this momentum to drive the remaining yards for a touchdown. Ellefson took a handoff and bulled into the end zone from three yards out for the score. Aaron Regnier converted the PAT for a 7-0 Nugget lead.

Defense would dominate the rest of the first half as neither team could muster much yardage.

Barnesville would have a great chance to score as Hawley was pinned deep and kicked a short punt. But, the Trojans would just miss a fourth down pass for a touchdown to tight end, Dana Berg, as the pass from Ethan Ishaug was just overthrown.

The Nuggets would take over on their 23 yard line and quickly drive down the field. Ellefson would score on a nine yard touchdown pass from Jordan Harms with less than a minute to go in the half. Regnier's extra point was good and the Nuggets would take a 14-0 lead into halftime.


Hawley would start the second half with the ball and drive down the field scoring a one yard touchdown on a quarterback keeper from Harms. Regnier would add the PAT

giving Hawley a 21-0 lead.

Barnesville would move the ball on their next possession before having to punt. The snap bounced back to punter Conner Meyer who corralled the ball and was forced to run. He was stopped short of the first down giving Hawley a short field to work with.

The Nuggets would drive the ball down the field as the quarter came to an end. The start of the fourth quarter would see Hawley earn their fourth touchdown of the game, as Harms would follow his lineman in from three yards out. Regnier would once again add the PAT giving the Nuggets a 28-0 lead, which is how the game would end.

"Hawley is the top ranked team in the state and that is for a reason," mentioned Head Coach Bryan Strand. "They are big, physical and have many weapons. But their defense is also excellent, which



Connor Meyer has a tight grasp on a Nugget offensive player trying to stop yardage gain on the play.

does not get mentioned very much. They were solid and we could not do anything offensively. We were extremely beat up coming into this game, but we played with a lot of heart and pride. I thought we played very well on the defensive side of the ball."

Rylee Anderson was the Trojans leading rusher on the night as he gained 54 yards on 10 carries. Nick Randklev added 34 yards rushing on nine carries, with Ishaug adding 31 yards on nine carries.

Ishaug finished the night with three completions on nine attempts for 25 yards, with Randklev netting one catch for 15 yards, Dana Berg one catch for six yards and Connor Meyer one catch for four yards.

Meyer led the Trojan defense with 12 tackles and one tackle on a kick, with Randklev tallying eight tackles, one sack and one tackle for loss and Ishaug finishing with eight tackles and one tackle for loss.

Berg finished with seven tackles, one sack and one tackle for loss, while Jimmy Kletsch had eight

tackles with one tackle for loss and Joey Roste netting seven tackles, one tackle for loss and one tipped pass.

Alex Settelmeyer added four tackles and two tackles for loss in the defeat to Hawley.

Barnesville's record now stands at 5-2 on the season.

Box Score	1	2	3	4	
Barnesville	0	0	0	0	0
Hawley	7	7	7	7	28

H- Ellefson 3 yard run (Regnier kick)

H- Ellefson 9 yard pass from Harms (Regnier kick)

H- Harms 1 yard run (Regnier kick)

H- Harms 3 yard run (Regnier kick)

Individual Statistics

Rushing:

B - R. Anderson 10-54, Meyer 4- (-2), Randklev 9-34, Ishaug 9-31, Kletsch 4-7, Affield 1-4, B. Tweeton 2-7

H - NA

Passing:


B - Ishaug 3-9-0=25

H - NA

Receiving:

B - Meyer 1-4, Berg 1-6, Randklev 1-15

H - NA



Runningback Nick Randklev passes the ball off to Joey Roste as the Trojans traveled to Moorhead to take on the Hawley Nuggets.

Offensive Stats vs Hawley

RUSHING	Attempts	Yards	Average per rush	fumbles	Touchdowns
Lyle Anderson	10	54	5.4		
Connor Meyer	4	-2	-0.5		
Nick Randklev	9	34	3.8		
Jonathan Ishaug	9	31	3.4		
Logan Lewis					
Ben Sauve					
Isiah Sauve					
Jimmy Kletsch	4	7			
David Affield	1	4			
David Hochhalter					
David Nelson					
Josh Tweeton					
Isaac Dent					
Brandon Haugrud					
Alex Garry					
Connor John					
David Tweeton	2	7			

GAME STATS	Trojans	Opponent
First Downs	8	17
Rushing	7	13
Passing	1	4
Penalty		
Rushing Yards	135	246
Passing Yards	25	66
Total Offense	160	312
Turnovers	0	0
Penalties		
Number	2	3
Yards penalized	10	15

Total yards	39	135	3.5	0	0
-------------	----	-----	-----	---	---

Scoring	Touchdown	2pt Conv.	Xtra-pt	Field Goal	Safety	Total Points
Lyle Anderson						0
Connor Meyer						0
Nick Randklev						0
Jonathan Ishaug						0
Jarrett Anderson						0
Alex Settelmeyer						0
Jordan Bang						0
Ben Sauve						0
Josh Tweeton						0
Jimmy Kletsch						0
						0
						0
						0
						0

PASSING	Attempts	Completions	Yards	Average Per Pass	Touchdowns	Interceptions	Passing %
Jonathan Ishaug	9	3	25	8.3			33.3%
David Affield							
David Hochhalter							
Connor Meyer							

RECEIVING	Receptions	Yards	Avg. Per Catch	Touchdowns
Jarrett Anderson				
Jana Berg	1	6	6.0	
Connor Meyer	1	4	4.0	
Jordan Bang				
Ben Sauve				
Josh Tweeton				
Nick Randklev	1	15	15.0	
Lyle Anderson				
Jimmy Kletsch				

KICKING	Type of Kick	Attempts	Yards	Avg. Per Kick	Xtra PT/FG	XTR Point		FG	
Alex Settelmeyer	KO	1	49	49.0	Alex Settelmeyer	Attempts	Made	ATT	Made
Connor Meyer	Punt	5	170	34.0					
Louis Brown	KO								

RETURNS	Punt Returns Yardage	KO Returns Yardage	# Punt Returns	# KO Returns	Total Return Yards	Touchdowns
Logan Lewis						
Connor Meyer						
Nick Randklev		33		3		
Jordan Bang						
Ben Sauve						
Isiah Neels						
Josh Tweeton						
Alex Garry						
Deey Roste		32		2		

Defensive Stats vs Hawley

		solo Tackles +3	Assisted Tackles +1	Tackle for loss +2	Tipped pass +1	Fumble caused +4	Fumble recovery +3	Int +5	Sack +4	Blocked Kick +5	Tackle on Kick +3	Total Points
Arrett Anderson	2											0
Sh Tweeton	3											0
Brandon Haugrud	4											0
Dogan Lewis	5											0
Key Roste	7	1	6	1	1							12
Shan Ishaug	8	3	5	1								16
Lex Garry	9											0
Connor Meyer	10	3	9								1	21
Rad Hochhalter	11											0
Arion Nelson	12											0
Ryan Neels	14											0
Ylee Anderson	21	1	6									9
aac Dent	22	1										3
Brandon Holte	23											0
Connor John	27											0
Yler Schenck	28											0
Tommy Kletsch	29	1	7	1								12
en Sauve	30											0
Jordan Bang	31											0
Graham Sauve	32											0
Justin Glynn	33											0
ick Randklev	34	3	5	1					1			20
Lake Ishaug	35											0
an McGough	40											0
on Sauve	42											0
erad Shaide	43											0
red Affield	44		3									3
istyn Boyum	49											0
yles Duvall	53											0
rett Allmaras	57											0
andler Burnside	59											0
ady Berg	61		7									7
lex Peppel	63											0
wen Jerald	64											0
aron Carlson	65											0
ate Elliot	66											0
ouis Brown	68		2									2
ndrew Trowbridge	73											0
e Stage	74											0
averick Janssen	75											0
eran Johnson	77		2									2
ex Sattelmeyer	79	1	3	2								10
ana Berg	80	3	4	1					1			19
ymn Lenoue	82											0
ristian Enstad	83											0
xavier Kadmas	85											0
ndrew Wastweet	87											0
att Bredmar	88											0
ady Marz	10											0
ady Tweeton	77											0
leah Stutz	42											0
len Plath	46											0
ext Jennison	50											0
ony Kletsch	54											0
evin Camperid	67											0
istan Elliot	70											0
ick Trowbridge	72											0
ler Stage	76											0
ogen Bang	81											0
xylor Nosal	81											0
lis Frosha	84											0
obert Mark	88											0
arlie Aakre	89											0
Stats		17	59	7	1	0	0	0	2	0	1	

Frazee Hornets Upend Barnesville In HOL Football

By: Tracy Hinsz

The Frazee Hornets took out a measure of revenge in beating the Barnesville Trojans last Thursday, 42-14. The Hornets win came a year after being knocked out of the playoffs by Barnesville.

The Trojans stopped the Hornets on the first drive of the game, before a pass interference call on fourth and long kept the drive alive. Frazee would take advantage of the penalty and finish the drive with a five yard touchdown run by Austin Torma. The Hornets would add the two-point conversion for an 8-0 lead.

Barnesville's first offensive possession saw the team drive the ball all the way down to the 20 yard line before being stopped on downs.

The Trojan defense would put up another stop, forcing a punt. But on the first play from scrimmage, the Hornets would tip an Ethan Ishaug pass and intercept the ball taking it all the way down to the nine yard line.

Tanner Bachman of the Hornets would score a touchdown from three yards out a few plays later with the team adding the two-point conversion that put Frazee up 16-0 in the first quarter.

Barnesville would once again put together an impressive offensive drive that would end in disaster with a fumble inside the Hornet 10 yard line losing the ball to Frazee.

The Trojans would finally get on the scoreboard as Connor Meyer found the end zone from ten yards out. Meyer also had the big play of the drive with a 44 yard run to get the Trojans into the red zone. Ishaug would net the two-point conversion to make the score 16-8 Frazee.

The Hornets would put together a 17 play drive that was capped off

by a Heston Bachman 20 yard run for another Frazee touchdown. The two-point conversion was successful making the score 24-8 heading into halftime.

Frazee would jump first in the second half, scoring a touchdown on a six yard run. The conversion attempt failed making the score 30-8.

The Hornets would force a quick three and out punt that they turned into a touchdown run of 60 yards with their next offensive possession. The conversion attempt failed again giving Frazee a comfortable 36-8 lead.

Both teams would trade touchdowns in the fourth quarter with Barnesville's Ben Sauve netting the score for the Trojans. The conversion attempt failed as the clock would wind down on a 42-14 Hornet victory.

"Frazee played a physical game and capitalized on our mistakes," said Head Coach Bryan Strand. "We are a much better team than we showed tonight. We ended up with the fourth seed in the playoffs and will face Crookston on Tuesday night in Barnesville."

The Trojans were led in rushing by Connor Meyer as he tallied 129 yards on eight carries, with Ben Sauve adding 29 yards on two carries and Rylee Anderson netting 23 yards on five attempts.

Nick Randklev would add 17 yards rushing on six carries, with Jimmy Kletsch netting 16 yards on two carries.

Brady Tweeton would come in and rush for 39 yards on two carries with Brandon Holte finishing with one yard on one carry.

Ethan Ishaug finished the game with three completions in six

attempts for 54 yards passing, with Jordan Bang netting two catches for 48 yards and Meyer adding the other reception for six yards.

Jimmy Kletsch led the Trojan defense with 14 tackles and one tackle for loss, with Joey Roste adding six tackles, a sack and one tackle for loss and Ishaug netting nine tackles including one for loss.

Kieran Johnson finished with 10 tackles including one for a loss, with Dana Berg adding seven tackles and Garrett Anderson tallying three tackles, one sack and one tackle for loss.

Barnesville finishes the regular season with a 5-3 record.

Frazee	16	8	12	6	42
Barnesville	0	8	0	6	14
F - Torma	5 run (run good)				
F - T. Bachmann	3 run (run good)				
B - Meyer	2 run (run good)				
F - H. Bachmann	19 run (run good)				
F - T. Bachmann	6 run (run failed)				
F - T. Bachmann	60 run (run failed)				
F - H. Bachmann	1 run (pass failed)				
B - Sauve	22 run (run failed)				

INDIVIDUAL STATISTICS

RUSHING: F - T. Bachmann 25-187, H. Bachmann 13-36, Torma 3-20, Malstrom 4-16, Utke 2-10, Hoffman 5-12, Jutz 2-3.

B - Meyer 9-110, Tweeton 2-38, Sauve 2-29, Anderson 5-23, Randklev 6-17, Kletsch 2-16, Holte 1-5, Ishaug 3-(-15).

PASSING: F - H. Bachmann 4-7-0 60 yards.

B - Ishaug 4-8-1 55 yards, Meyer 0-1-0 0 yards, Affield 0-1-0 0 yards.

RECEIVING: B - Bang 3-49, Meyer 1-6.

F - Daggett 2-38, Utke 2-22.



Dana Berg sets a block to spring Ben Sauve for a nice gain on this run from scrimmage. Sauve finished the night picking up 29 yards on the ground and one touchdown against a stingy Hornet defense.




PHOTO BY:
JENNIFER GYLLAND

Connor Meyer leaps high in the air looking to find a handle on this airborne football.



Joey Roste was around the ball all night against Frazee. Here he brings a Hornet runner down.

Offensive Stats vs Frazee

RUSHING	Attempts	Yards	Average per rush	Fumbles	Touchdowns
ylee Anderson	5	23	4.6	1	
onnor Meyer	8	129	16.1		1
ick Randklev	6	17	2.8		
han Ishaug	4	-24	-6.0		
ogan Lewis					
en Sauve	2	29			1
raham Sauve					
nmy Kletsch	2	16			
red Affield					
rad Hochhalter					
aron Nelson					
sh Tweeton					
aac Dent					
andon Haugrud					
lex Garry					
onnor John					
ady Tweeton	2	39			
andon Holte	1	1		1	

GAME STATS	Trojans	Opponent
First Downs	11	15
Rushing	9	12
Passing	2	2
Penalty		1
Rushing Yards	230	285
Passing Yards	54	32
Total Offense	284	317
Turnovers	4	0
Penalties		
Number	3	5
Yards penalized	25	44

otal yards	30	230	7.7	1	2
------------	----	-----	-----	---	---

Scoring	Touchdown	2pt Conv.	Xtra-pt	Field Goal	Safety	Total Points
ylee Anderson						0
onnor Meyer	1					6
ick Randklev						0
han Ishaug		1				2
arrett Anderson						0
lex Settelmeyer						0
rdan Bang						0
en Sauve	1					6
sh Tweeton						0
nmy Kletsch						0
						0
						0
						0
						0
						14

PASSING	Attempts	Completions	Yards	Average Per Pass	Touchdowns	Interceptions	Passing %
han Ishaug	6	3	54	18.0			50.0%
rad Affield	1	0					
rad Hochhalter							
onnor Meyer	1	0					

RECEIVING	Receptions	Yards	Avg. Per Catch	Touchdowns
arrett Anderson				
ana Berg				
onnor Meyer	1	6	6.0	
rdan Bang	2	48	24.0	
en Sauve				
sh Tweeton				
ick Randklev				
ylee Anderson				
nmy Kletsch				

KICKING	Type of Kick	Attempts	Yards	Avg. Per Kick	Xtra-pt/FG	XTR Point		FG	
						Attempts	Made	ATT	Made
lex Settelmeyer	KO	3	123	41.0	Alex Settelmeyer				
onnor Meyer	Punt	3	61	20.3					
ouis Brown	KO								

RETURNS	Punt Returns Yardage	KO Returns Yardage	# Punt Returns	# KO Returns	Total Return Yards	Touchdowns
ogan Lewis						
onnor Meyer						
ick Randklev	3	14	1	1		
rdan Bang						
en Sauve		25		1		
ryan Neels						
sh Tweeton						
lex Garry						
ey Roste						
yan Mcgough		1		1		
iarrett Anderson		17		3		
red Affield						

Defensive Stats vs Frazee

		solo Tackles +3	Assisted Tackles +1	Tackle for loss +2	Tipped pass +1	Fumble caused +4	Fumble recovery +3	Int +5	Sack +4	Blocked Kick +5	Tackle on Kick +3	Total Points
Arrett Anderson	2	1	2	1					1			11
Ch Tweeton	3											0
Andon Haugrud	4											0
Jan Lewis	5											0
My Roste	7	3	3	1					1			18
Jan Ishaug	8	2	7	1							1	18
Max Garry	9											0
Ennor Meyer	10		3	1								5
Ed Hochhalter	11											0
Don Nelson	12		1									1
Jan Neels	14										1	3
Lee Anderson	21	2	10									16
Mac Dent	22											0
Andon Holte	23											0
Ennor John	27											0
Er Schenck	28											0
My Kletsch	29	2	12	1							1	23
Jan Sauve	30	3										9
Jan Bang	31											0
Sham Sauve	32											0
Stin Glynn	33											0
Max Randklev	34		2								1	5
Max Ishaug	35											0
Jan McGough	40		2									2
Jan Sauve	42											0
Ed Shaide	43	1	1									4
Ed Affield	44											0
Styn Boyum	49											0
Les Duvall	53											0
Edt Allmaras	57		1									1
Andler Burnside	59		3									3
Edy Berg	61		2									2
Max Peppel	63											0
Jan Jerald	64											0
Don Carlson	65											0
Ed Elliot	66											0
Les Brown	68											0
Edrew Trowbridge	73		2									2
Ed Stage	74	1	2									5
Verick Janssen	75											0
Jan Johnson	77	2	8	1								16
Max Settelmeyer	79		1									1
Jan Berg	80	4	3									15
Jan Lenoue	82											0
Christian Enstad	83											0
Edler Kadmmas	85											0
Edrew Westweat	87											0
Edt Bredman	6											0
Edy Mertz	15		1									1
Edy Tweeton	20											0
Ed Stetz	42											0
Jan Plath	45											0
Max Jempson	50											0
My Kletsch	54											0
Edvin Camperud	67											0
Jan Elliot	70											0
Ed Trowbridge	72											0
Ed Stage	76											0
Jan Bang	81											0
Ed Nor Nosal	81											0
Ed Froelke	84											0
Edert Merk	88											0
Edlie Aakre	89											0
Edals		21	66	6	0	0	0	0	2	0	4	0

Trojans Crush Crookston

36-8 In Playoff Action

By: Tracy Hinsz

The Barnesville Trojans got back to their winning ways as they defeated the Crookston Pirates by the score of 36-8 in first round playoff action on Tuesday night, October 21, in Barnesville.

The Trojan defense would force a three and out series on the first drive of the game, getting the ball to the offense who made quick work to score the game's first points.

Ethan Ishaug would hit Ben Sauve on a pass that netted 33 yards on their first play from scrimmage and followed that up with another pass to Connor Meyer that would end in a nine yard touchdown. Alex Settelmeyer's extra point was good giving the Trojans a quick 7-0 lead.

Crookston would take their next drive down to the Trojan 21 yard line, before losing the ball on downs.

Barnesville would take their second offensive series and quickly move down the field for another touchdown as well.

This drive was highlighted by a 24 yard run by Meyer and a 43 yard run by Sauve. Nick Randklev would score on the next carry from three yards out, with Settelmeyer booming the extra point for a 14-0 lead.

Meyer would score the next Trojan touchdown, rambling in from the three yard line. Settelmeyer's kick was good giving Barnesville a 21-0 lead, which the Trojans would take into halftime.

The second half would begin with another Trojan touchdown that consumed four plays. Rylee Anderson would get the bulk of the work, netting runs of 14 yards and three yards, before finishing the drive with a 24 yard touchdown run. Settelmeyer converted his fourth PAT of the game, making the score 28-0 in favor of Barnesville.

The Trojan defense was stifling, limiting Crookston for three quarters to zero points and less than 150 yards of offense.

Sauve would net the next Trojan touchdown at the end of the third quarter, taking it in from eight yards

out. The extra point snap was errant, with holder Logan Lewis scooping up the ball and running it into the corner of the end zone for a two-point conversion that made the score 36-0.

The fourth quarter saw the backups enter the game with a highlight of senior Tyler Schenck catching his first pass of the season from quarterback Jared Affield that was good for 10 yards.

Crookston managed to get their only touchdown of the game, while adding the two-point conversion to make the final score 36-8.

"I felt we played a very good game against a good opponent in Crookston," stated Head Coach Bryan Strand. "They caused us some problems the first time we played them this year, but we took control of the game early and never looked back. We had a chip on our shoulder after losing the last two games of the regular season. We did not play very well in either game, so tonight was pivotal in getting a good start, which we did."

The Trojans were led by Rylee Anderson who finished with 110 yards rushing on 11 carries, with Connor Meyer totaling 95 yards on eight carries.

Ben Sauve added 75 yards rushing on nine carries, with Ethan Ishaug netting 39 yards on eight carries and Nick Randklev coming in with 24 yards rushing on four carries

Ishaug would complete four of 10 passes for 83 yards, with Jared Affield adding one completion in two attempts for 10 yards.

Meyer would net two catches for 36 yards, with Sauve adding one catch for 33 yards. Randklev would also add one catch for 14 yards with Tyler Schenck netting a catch for 10 yards in the victory.

Defensively, the Trojans were led by Ishaug's 12 tackles including one on a kick, with Jimmy Kletsch also adding a dozen tackles as well.

Sauve would finish with four tackles, one tipped pass, one interception and one tackle on a kick, while Dana Berg tallied four

tackles with one for loss and one tackle on a kick.

Kieran Johnson and Rylee Anderson each added five tackles including one for a loss in the Trojans victory.

Barnesville's record now stands at 6-3 on the season.

Box Score	1	2	3	4
Crookston	0	0	0	8
Barnesville	7	14	15	0

B-Meyer nine yard pass from Ishaug (Settelmeyer kick)

B-Randklev 3 yard run (Settelmeyer kick)

B-Meyer 3 yard run (Settelmeyer kick)

B-Anderson 24 yard run (Settelmeyer kick)

B-Sauve 8 yard run (Lewis run)

C-Hollcraft 63 yard run (Edlund pass from Andringa)

Individual Statistics

Rushing:

C - NA

B - R. Anderson 11-110, Meyer 8-95, Randklev 4-24, Ishaug 8-39, B. Sauve 9-75, G. Sauve 1-(-2), Kletsch 1-1, Nelson 1-1, B. Tweeton 1-(-1), Martz 1-1

Passing:

C - NA

B - Ishaug 4-10-0=83, Affield 1-2-1=10

Receiving:

C - NA

B - Meyer 2-36, B. Sauve 1-33, Randklev 1-14, Schenck 1-10



Connor Meyer carried the ball into the end zone on the back end of a pass from Ethan Ishaug. The referee is about to raise his hands to give the Trojans six more points.



Ethan Ishaug has been effective on both sides of the ball this season. He is the Trojan quarterback calling the signals on offense. He has also had a good year on defense, here denying a Crookston runner any yardage.

Offensive Stats vs Crookston (playoff)

RUSHING	Attempts	Yards	Average per rush	fumbles	Touchdowns
e Anderson	11	110	10.0		1
nor Meyer	8	95	11.9	1	1
. Randklev	4	24	6.0		1
in Ishaug	8	39	4.9		
in Lewis					
Sauve	9	75	8.3		1
nam Sauve	1	-2	-2.0		
ny Kletsch	1	1	1.0		
d Affield				1	
d Hochhalter					
on Nelson	1	1	1.0		
Tweeton					
c Dent					
ndon Haugrud					
Garry					
nor John					
ly Tweeton	1	-1	-1.0		
ndon Holte					
ly Martz	1	1	1.0		

GAME STATS	Trojans	Opponent
First Downs	21	9
Rushing	16	7
Passing	4	1
Penalty	1	1
Rushing Yards	343	225
Passing Yards	93	22
Total Offense	436	247
Turnovers	3	1
Penalties		
Number	4	6
Yards penalized	40	40

# yards	45	343	7.6	2	4
---------	----	-----	-----	---	---

Scoring	Touchdown	2pt Conv.	Xtra-pt	Field Goal	Safety	Total Points
e Anderson	1					6
nor Meyer	2					12
. Randklev	1					6
in Ishaug						0
rett Anderson						0
Settelmeyer			4			4
an Bang						0
Sauve	1					6
Tweeton						0
ny Kletsch						0
in Lewis		1				2
						0
						0
						36

PASSING	Attempts	Completions	Yards	Average Per Pass	Touchdowns	Interceptions	Passing %
in Ishaug	10	4	83	20.8	1		40.0%
d Affield	2	1	10	10.0		1	
I Hochhalter							
nor Meyer							

RECEIVING	Receptions	Yards	Avg. Per Catch	Touchdowns
rett Anderson				
a Berg				
nor Meyer	2	36	18.0	1
an Bang				
Sauve	1	33	33.0	
Tweeton				
Randklev	1	14	14.0	
e Anderson				
ny Kletsch				
r Schenck	1	10	10.0	

KICKING	Type of Kick	Attempts	Yards	Avg. Per Kick	Xtr Pts/FG Alex Settelmeyer	XTR Point		FG	
c Settelmeyer	KO	6	294	49.0		Attempts	Made	ATT	Made
nor Meyer	Punt	2	53	26.5		4	4		
s Brown	KO								

RETURNS	Punt Returns Yardage	KO Returns Yardage	# Punt Returns	# KO Returns	Total Return Yards	Touchdowns
an Lewis						
nor Meyer						
Randklev	12		1			
an Bang						
Sauve						
in Neels						
Tweeton						
Garry						
Roste						
n McGough						
rett Anderson						
d Affield						

Defensive Stats vs Crookston (playoff)

		solo Tackles +3	Assisted Tackles +1	Tackle for loss +2	Tipped pass +1	Fumble caused +4	Fumble recovery +3	Int +5	Sack +4	Blocked Kick +5	Tackle on Kick +3	Total Points
Garrett Anderson	2											0
Josh Tweeton	3											0
Brandon Haugrud	4											0
Logan Lewis	5											0
Joey Roste	7											0
Ethan Ishaug	8	2	10								1	19
Alex Garry	9											0
Connor Meyer	10		3	1								5
Brad Hochhalter	11		2									2
Aaron Nelson	12											0
Bryan Neels	14											0
Rylee Anderson	21	2	3	1								11
Isaac Dent	22											0
Brandon Holte	23											0
Connor John	27											0
Tyler Schenck	28											0
Jimmy Klutsch	29	3	9									18
Ben Sauve	30	2	2		1			1			1	17
Jordan Bang	31											0
Graham Sauve	32		1									1
Austin Glynn	33											0
Nick Randklev	34		2		1							3
Blake Ishaug	35											0
Ryan McGough	40		1									1
Ben Sauve	42											0
Jerad Shaide	43		1				1					4
Jared Affield	44	1	6									9
Austyn Boyum	49											0
Myles Duvall	53											0
Brett Allmaras	57											0
Chandler Burnside	59		1									1
Brady Berg	61		3	1								5
Alex Peppel	63											0
Owen Jerald	64											0
Aaron Carlson	65											0
Tate Elliot	66											0
Louis Brown	68											0
Andrew Trowbridge	73											0
Joe Stage	74		1									1
Maverick Janssen	75											0
Kieran Johnson	77	3	2	1								13
Alex Settelmeyer	79		1									1
Dana Berg	80	2	2	1							1	13
Lynn Lenoue	82	1	2									5
Christian Enstad	83											0
Xavier Kadmas	85											0
Andrew Westweet	87											0
Matt Bredman	91											0
Brad Mack	92											0
Brad Mack	93										2	6
Caleb Stutz	94											0
Jason Platt	95											0
Alex Johnson	97											0
Jimmy Klutsch	98											0
Kevin Campbell	99											0
Isaac Dent	100											0
Jack Trowbridge	101											0
Tyler Berg	102											0
Logan Berg	103											0
Payton Hager	104											0
Ellis Fossle	105											0
Robert Mark	106											0
Charlie Askre	107											0
Totals		16	52	5	2	0	1	1	0	0	5	

Barnesville's Season Ends In Loss To Hawley Nuggets

By: Tracy Hinsz

The Barnesville Trojans saw their season come to an end at the hands of the number one ranked team in the state of Minnesota in class 2A football. The Hawley Nuggets ended the Trojan season for the third straight season by the score of 26-11 in the second round of the playoffs.

Hawley received the opening kickoff and marched right down the field for the game's first score.

Running back Anthony Loegering took a carry off right tackle and scampered 48 yards for a touchdown. The extra point was not good giving the Nuggets a 6-0 lead.

Barnesville's first offensive series did not earn a first down, forcing a Trojan punt.

Hawley would drive down for another touchdown as quarterback Jordan Harms would keep an option off the left side and rumble 24 yards for the score. The two-point conversion pass was incomplete making the score 12-0 Hawley.

The Trojans would use their next possession to net their first points of 2014 against the Nuggets.

Running back Connor Meyer would have four very nice, hard-nosed runs that moved the ball inside the 20-yard line. Kicker Alex Settelmeyer would convert a 26-yard field goal putting the Trojans on the scoreboard as they trailed 12-3 early in the second quarter.

Hawley would not waste any time scoring on a 53-yard touchdown run from Dillon Omberg on their next possession. The extra point kick from Aaron Regnier was good giving the Nuggets a 19-3 lead that they would take into halftime.

Barnesville would start with the ball in the second half but would quickly go three and out. Punter Connor Meyer tried to rush for the first down on a fake punt, but was stopped just short of the line he needed to gain.

Hawley's Omberg would take the first play from scrimmage 53 yards again for a Nugget touchdown. Regnier's PAT was good making the score 26-3.

The rest of the third quarter would come and go without any scoring, however the Trojans had one highlight on defense as Jared Affield would intercept a Jordan Harms pass after Harms was pressured by linebacker Jimmy Kletsch.

Barnesville would get the only score of the fourth quarter as the Trojans moved the ball down the field, before quarterback Ethan Ishaug would connect with Nick Randklev from 16 yards out. The Trojans would use a little trickery on the extra point as they snapped the ball directly to kicker Alex Settelmeyer who bulled his way into the end zone for two points making the score 26-11.

The Trojans would then recover Lynn LeNoue's onside kick but were not able to move the ball before losing possession on downs. Hawley would kneel on the ball to end the game and the season for Barnesville with a 26-11 loss.

"I am very pleased with our effort today," stated Head Coach Bryan Strand. "We held our own against an opponent that was much bigger and faster than we were. But we played the entire game with passion and an unwillingness to bend. We lost three more starters to injury, but the next man would step up. That is how our whole season seemed to go. This was a great group of seniors to coach. I am excited for next year as we have seven players on both sides of the ball returning."

Barnesville was led in rushing by Connor Meyer who tallied 63 yards on 13 carries, with Nick Randklev netting 38 yards rushing on seven carries and Ben Sauve added 18 yards on 11 carries.

Ethan Ishaug finished with nine completions in 18 attempts for 114 yards passing and one touchdown.

Randklev added four receptions for 48 yards, with Sauve netting 20 yards on two receptions. Jordan Bang added one catch for 17 yards with Rylee Anderson netting one catch for 16 yards and Dana Berg adding one catch for 13 yards in the loss.

Defensively, the Trojans were led by Jared Affield, who tallied nine tackles and one interception, while Jimmy Kletsch netted 11 tackles for the game. Ishaug finished the game with eight tackles, while Sauve and Randklev tallied five tackles each in their last game as a Trojan.

Barnesville ends the season with a record of 6-4

Box Score	1	2	3	4	
Barnesville	0	3	0	8	11
Hawley	12	7	7	0	26

H-Loegering 48 yard run (kick failed)

H-Harms 24 yard run (pass failed)

B-Settelmeyer 26 yard field goal

H-Omberg 53 yard run (Regnier kick)

H-Omberg 53 yard run (Regnier kick)

B-Randklev 16 yard pass from Ishaug (Settelmeyer run)

Individual Statistics

Rushing:

B - Meyer 13-63, Randklev 7-38, Ishaug 9-(-7), B. Sauve 11-18, Anderson 3-4

H - Omberg 13-162, Loegering 4-61, Harms 10-43, Koenig 10-41, Ellefson 2-9, Wamre 1-2

Passing:

B - Ishaug 9-18-0=114

H - Harms 2-5-1=70


Receiving:

B - B. Sauve 2-20, Randklev 4-48, Bang 1-17, Anderson 1-16, Berg 1-13


H - Omberg 1-40, Ellefson 1-30



Andrew Trowbridge fights his way through Hawley blockers who are determined to keep him out of the play.



Nick Randklev gets some positive yardage against a sticky Hawley Nugget defense. The Nuggets give up yardage grudgingly and that's why they're ranked number one in the state.




Jared Affield #44 stops a run against a Hawley Nugget ball carrier as he catches up with the play from the rear. The loss to the patent, top ranked Hawley offense ended the Trojan season for the third consecutive year.

GAME STATS	Trojans	Opponent
First Downs	12	10
Rushing	8	7
Passing	3	2
Penalty	1	1
Rushing Yards	117	312
Passing Yards	118	72
Total Offense	235	384
Turnovers		
Penalties		
Number	5	5
Yards penalized	35	50

		Defensive Stats vs Hawley (playoff)										
		solo Tackles +3	Assisted Tackles +1	Tackle for loss +2	Tipped pass +1	Fumble caused +4	Fumble recovery +3	Int +5	Sack +4	Blocked Kick +5	Tackle on Kick +3	Total Points
rett Anderson	2	1	2									5
1 Tweeton	3											0
ndon Haugrud	4											0
an Lewis	5										1	3
y Roste	7		2									2
an Ishaug	8	1	6									9
x Garry	9											0
nnor Meyer	10		1									1
d Hochhalter	11											0
on Nelson	12											0
an Neels	14											0
ee Anderson	21	1	5									8
ac Dent	22											0
ndon Holte	23											0
nnor John	27											0
er Schenck	28											0
my Kletsch	29	2	9									15
i Sauve	30	3	2									11
dan Bang	31											0
ham Sauve	32											0
tin Glynn	33											0
k Randklev	34	2	3									9
ke Ishaug	35											0
n McGough	40											0
h Sauve	42											0
ad Shaide	43											0
ed Affield	44	3	6					1				20
ityn Boyum	49											0
es Duvall	53											0
itt Allmaras	57											0
ndler Burnside	59											0
dy Berg	61	1	2									5
x Peppel	63											0
en Jerald	64	1										3
on Carlson	65											0
e Elliot	66											0
is Brown	68											0
drew Trowbridge	73											0
Stage	74										1	3
verick Janssen	75											0
ran Johnson	77		2									2
x Settelmeyer	79											0
ha Berg	80	1	2									5
n Lenoue	82											0
istian Enstad	83											0
ier Kadmas	85											0
drew Wastweet	87											0
tt Bredman	6											0
dy Martz	15											0
dy Tweeton	20											0
eb Stetz	42											0
an Plath	45											0
x Jennison	50											0
in, Kletsch	54											0
vin Camperud	57											0
tan Elliot	70											0
k Trowbridge	72											0
ar Stage	76											0
an Bang	80											0
lor Nosal	81											0
s Frostie	84											0
bert Mark	88											0
arle Aakre	89											0
als		16	42	0	0	0	0	1	0	0	2	0



Section 8AA Football Tournament



Tues., Oct. 21
@Higher Seed
6:00 P.M.

Sat., Oct. 25
@Higher Seed
2:00 P.M.

Fri., Oct. 31
@FargoDome
8:00 P.M.

#1 HAWLEY

BYE

HAWLEY

#4 BARNESVILLE

#5 CROOKSTON

BARNESVILLE

HAWLEY

#3 BAGLEY

#6 WARROAD

BAGLEY

#2 FRAZEE

#7 UNC

FRAZEE

FRAZEE

2014
Section 8AA
Champions

		Defensive Stats vs SEASON										
		Solo Tackles +3	Assisted Tackles +1	Tackle for loss +2	Tipped pass +1	Fumble caused +4	Fumble recovery +3	Int +5	Sack +4	Blocked Kick +5	Tackle on Kick +3	Total Points
rett Anderson	2	6	6	4	0	0	1	0	2	1	1	51
y Tweeton	3	1	1	0	0	0	0	0	0	0	0	4
don Haugrud	4	2	0	0	0	0	0	0	0	0	0	6
an Lewis	5	9	11	0	3	1	0	2	0	1	2	66
y Roste	7	4	11	2	1	0	0	0	1	0	0	32
n Ishaug	8	24	71	7	1	0	1	0	1	0	2	171
Garry	9	2	0	0	0	0	0	0	0	0	1	9
inor Meyer	10	6	27	4	0	0	1	0	0	0	2	62
d Hochhalter	11	1	2	0	0	0	0	0	0	0	0	5
on Nelson	12	2	4	0	0	0	0	0	0	0	4	22
n Neels	14	1	4	2	0	0	0	0	0	0	2	17
ee Anderson	21	11	30	1	1	0	0	2	0	0	4	88
c Dent	22	2	1	0	0	0	0	0	0	0	0	7
don Holte	23	0	1	0	0	0	0	0	0	0	0	1
inor John	27	1	0	0	0	0	0	0	0	0	0	3
r Schenck	28	0	0	0	0	0	0	0	0	0	0	0
ny Kletsch	29	17	56	6	0	0	0	0	0	0	10	149
Sauve	30	10	20	1	2	0	0	2	0	0	2	70
an Bang	31	0	1	0	0	0	0	0	0	0	0	1
ham Sauve	32	3	6	0	0	0	0	0	0	0	2	21
in Glynn	33	0	0	0	0	0	0	0	0	0	0	0
Randklev	34	15	37	1	1	0	0	0	1	0	3	98
ee Ishaug	35	0	2	0	0	0	0	0	0	0	0	2
n McGough	40	0	3	0	0	0	0	0	0	1	0	8
Sauve	42	0	0	0	0	0	0	0	0	0	0	0
ed Shaide	43	2	2	0	0	0	1	0	0	0	0	11
ed Affield	44	7	21	0	0	0	1	1	0	0	0	50
yn Boyum	49	0	0	0	0	0	0	0	0	0	0	0
as Duvall	53	0	1	0	0	0	0	0	0	0	0	1
t Allmaras	57	0	2	1	1	0	0	0	0	0	0	5
ndler Burnside	59	0	6	0	0	0	0	0	0	0	0	6
ly Berg	61	5	38	3	0	0	0	0	0	0	1	62
Peppel	63	0	0	0	0	0	0	0	0	0	0	0
en Jerald	64	2	6	0	0	0	0	0	0	0	0	12
on Carlson	65	0	0	0	0	0	0	0	0	0	0	0
Elliot	66	2	15	1	0	0	0	0	0	1	0	28
s Brown	68	4	23	4	0	0	1	0	2	0	0	54
rew Trowbridge	73	1	5	1	0	0	2	0	0	0	0	16
Stage	74	4	7	1	0	0	0	0	0	0	1	24
erick Janssen	75	0	0	0	0	0	0	0	0	0	0	0
an Johnson	77	11	26	8	0	2	0	0	3	1	1	103
Settelmeyer	79	5	11	4	0	0	0	0	0	0	1	37
a Berg	80	16	37	9	0	1	0	0	1	1	4	128
n Lenoue	82	1	4	0	0	0	0	0	0	0	0	7
stian Enstad	83	0	0	0	0	0	0	0	0	0	0	0
er Kadmas	85	0	1	0	0	0	0	0	0	0	0	1
rew Wastweet	87	0	1	0	0	0	0	0	0	0	0	1
t Bredman	6	0	0	0	0	0	0	0	0	0	0	0
ly Martz	15	0	1	0	0	0	0	0	0	0	0	1
ly Tweeton	20	1	0	0	1	0	0	0	0	0	2	10
b Stetz	42	0	0	0	0	0	0	0	0	0	0	0
n Plahn	45	0	0	0	0	0	0	0	0	0	0	0
Jennison	50	0	0	0	0	0	0	0	0	0	0	0
ny Kletsch	54	0	0	0	0	0	0	0	0	0	0	0
in Camperud	67	0	0	0	0	0	0	0	0	0	0	0
an Elliot	70	0	0	0	0	0	0	0	0	0	0	0
c Trowbridge	72	0	0	0	0	0	0	0	0	0	0	0
r Stage	76	0	0	0	0	0	0	0	0	0	0	0
an Bang	81	0	0	0	0	0	0	0	0	0	0	0
or Nosal	81	0	0	0	0	0	0	0	0	0	0	0
Froslie	84	0	0	0	0	0	0	0	0	0	0	0
ert Mark	88	0	0	0	0	0	0	0	0	0	0	0
rie Aakre	89	0	0	0	0	0	0	0	0	0	0	0
is		178	501	60	11	4	8	7	11	6	45	

Offensive Stats SEASON

RUSHING	Attempts	Yards	Average per rush	fumbles	Touchdowns
Rylee Anderson	101	678	6.7	1	6
Connor Meyer	74	581	7.9	1	5
Nick Randklev	63	391	6.2	1	4
Ethan Ishaug	80	232	2.9	2	4
Logan Lewis	4	25	6.3	0	0
Ben Sauve	31	238	7.7	0	2
Graham Sauve	3	6	2.0	0	0
Jimmy Kletsch	19	88	4.6	1	0
Jared Affield	1	4	4.0	1	0
Brad Hochhalter	1	15	15.0	0	0
Aaron Nelson	1	1	1.0	0	0
Josh Tweeton	10	27	2.7	0	0
Isaac Dent	1	3	3.0	0	0
Brandon Haugrud	1	-1	-1.0	0	0
Alex Garry	2	5	2.5	0	0
Connor John	2	15	7.5	1	0
Brady Tweeton	5	45	9.0	0	0
Brandon Holte	1	1	1.0	1	0
Brady Martz	1	1	1.0	0	0

GAME STATS	Trojans	Opponent
First Downs	134	105
Rushing	107	80
Passing	22	17
Penalty	5	8
Rushing Yards	2355	2037
Passing Yards	911	538
Total Offense	3266	2575
Turnovers	14	14
Penalties		
Number	51	50
Yards penalized	380	366

Total yards 401 2355 5.9 9 21

Scoring	Touchdown	2pt Conv.	Xtra-pt	Field Goal	Safety	Total Points
Rylee Anderson	8	0	0	0	0	48
Connor Meyer	8	0	0	0	0	48
Nick Randklev	6	0	0	0	0	36
Ethan Ishaug	4	3	0	0	0	30
Garrett Anderson	2	0	0	0	0	12
Alex Settelmeyer	0	1	25	3	0	36
Jordan Bang	3	0	0	0	0	18
Ben Sauve	4	1	0	0	0	26
Josh Tweeton	1	0	0	0	0	6
Jimmy Kletsch	1	0	0	0	0	6
Logan Lewis	0	1	0	0	0	2

268

PASSING	Attempts	Completions	Yards	Average Per Pass	Touchdowns	Interceptions	Passing %
Ethan Ishaug	91	49	877	17.9	13	2	53.8%
Jared Affield	4	2	26	13.0	0	1	
Brad Hochhalter	0	0	0		0	0	
Connor Meyer	3	0	0		0	0	

RECEIVING	Receptions	Yards	Avg. Per Catch	Touchdowns
Garrett Anderson	4	103	25.8	2
Dana Berg	5	91	18.2	0
Connor Meyer	8	102	12.8	3
Jordan Bang	8	193	24.1	3
Ben Sauve	6	118	19.7	1
Josh Tweeton	2	30	15.0	0
Nick Randklev	11	151	13.7	2
Rylee Anderson	4	105	26.3	1
Jimmy Kletsch	1	10	10.0	1
Tyler Schenck	1	10	10.0	0

KICKING	Type of Kick	Attempts	Yards	Avg. Per Kick	Xtr Pts/FG	Attempts	Made	ATT	Made
Alex Settelmeyer	KO	49	2371	48.4	Alex Settelmeyer	29	25	4	3
Connor Meyer	Punt	22	622	28.3					
Louis Brown	KO	1	39	0					
Joey Roste	Punt	2	68						

RETURNS	Punt Returns Yardage	KO Returns Yardage	# Punt Returns	# KO Returns	Total Return Yards	Touchdowns
Logan Lewis	20	0	1	0	20	0
Connor Meyer	0	0	0	0	0	0
Nick Randklev	39	192	5	11	169	0
Jordan Bang	0	26	0	2	26	0
Ben Sauve	44	122	4	6	141	0
Bryan Neels	0	5	0	1	5	0
Josh Tweeton	0	129	0	2	39	1
Alex Garry	0	4	0	1	4	0
Joey Roste	0	32	0	2	0	0
Ryan McGough	0	1	0	1	0	0
Garrett Anderson	0	17	0	3	0	0
Jared Affield	0	0	0	0	0	0
Dana Berg	0	3	0	1	3	0